

# A HYBRID CLUSTERING CRITERION FOR R\*-TREE ON BUSINESS DATA

Yaokai Feng, Zhibin Wang, Akifumi Makinouchi

*The Graduate School of Information Science and Electrical Engineering, Kyushu University, Japan*

**Keywords:** Multidimensional indices, R\*-tree, clustering criterion, Multidimensional range query, TPC-H.

**Abstract:** It is well-known that multidimensional indices are efficient to improve the query performance on relational data. As one successful multi-dimensional index structure, R\*-tree, a famous member of the R-tree family, is very popular. The clustering pattern of the objects (i.e., tuples in relational tables) among R\*-tree leaf nodes is one of the deceive factors on performance of range queries, a popular kind of queries on business data. Then, how is the clustering pattern formed? In this paper, we point out that the insert algorithm of R\*-tree, especially, its clustering criterion of choosing subtrees for new coming objects, determines the clustering pattern of the tuples among the leaf nodes. According to our discussion and observations, it becomes clear that the present clustering criterion of R\*-tree can not lead to a good clustering pattern of tuples when R\*-tree is applied to business data, which greatly degrades query performance. After that, a hybrid clustering criterion for the insert algorithm of R\*-tree is introduced. Our discussion and experiments indicate that query performance of R\*-tree on business data is improved clearly by the hybrid criterion.

## 1 INTRODUCTION

More and more applications need processing multidimensional range queries on business data usually stored in relational tables. For example, Relational On-Line Analytical Processing in data warehouse is required to answer complex and various types of range queries on large amount of such data. In order to obtain good performance for such multidimensional range queries, multi-dimensional indices are helpful (V. Markl and Bayer, 1999a; V. Markl and Bayer, 1999b), in which the tuples are clustered among the leaf nodes to restrict the nodes to be accessed for queries.

So many index structures exist. Among them, R\*-tree (Beckmann and Kriegel, 1990) is one of the well-known and successful ones, and widely used in many applications and researches (C. Chung and Lee, 2001; D. Papadias and Delis, 1998; H. Horinokuchi and Makinouchi, 1999; H. P. Kriegel and Schneider, 1993; Jurgens and Lenz, 1998). R\*-tree is also used in this study. Anyway, we want to note that our proposal in this study can also be used to other hierarchical index structures, including the other members of R-tree family.

In the works (C. Chung and Lee, 2001; Kotidis and N. Roussopoulos, 1998; Jurgens and Lenz 1998; N. Roussopoulos and Y. Kotidis, 1997; S. Hon and

Lee, 2001), the aggregate values are pre-computed and stored in a multidimensional index as materialized view. When required, the aggregate values can be retrieved efficiently. In this study, we also use a multidimensional index for relational data. However, it is completely different from the related works in that our study focuses on enhancing R\*-tree to speed up evaluation of range queries themselves.

In this paper, it is pointed out that the clustering pattern of tuples among the leaf nodes is a decisive factor on search performance. But, there exist many very slender leaf nodes when R\*-tree is used to index business data, which greatly degrades query performance. Slender nodes mean the nodes whose MBRs (Minimum Bounding Rectangle) have at least one very narrow side (even the side length is zero) in some dimension(s). Clearly, slender nodes have very small, even 0, areas (volumes in 3 or more dimensional spaces. Note that, area and volume are used interchangeably in this paper). Some examples are those MBRs roughly shaped as line segments in 2-dimensional spaces and roughly shaped as plane or line segments in 3-dimensional spaces.

According to our discussion in this paper, the reason of so many slender leaf nodes existing becomes clear. The insert algorithm of R\*-tree, especially, its criterion (called clustering criterion)

of choosing subtrees for new coming tuples, determines the clustering pattern of tuples among the leaf nodes. After that, we make it clear that the present clustering criterion in the insert algorithm of R\*-tree is not suitable to R\*-tree applied to business data. Instead, a hybrid clustering criterion is proposed. Our discussion and experiment indicate that query performance of R\*-tree on business data is improved much by the new clustering creation.

The rest of the paper is organized as follows. Section 2 describes how to use multidimensional indices for relational data. Section 3 presents our observations when R\*-tree is used to business data and the reason of our observations is discussed in detail. Section 4 is our proposal: a hybrid clustering criterion for R\*-tree. Section 5 gives experimental result, and Section 6 concludes the paper.

## 2 INDEXING BUSINESS DATA USING R\*-TREE

In this section, let us see how to use R\*-tree to business data and give some terms. Due to the limitation of pages, R\*-tree is not introduced in this paper. Readers can refer the works (Beckmann and Kriegel, 1990, Y. Feng, A. Makinouchi and H. Ryu, 2004).

Let  $T$  be a relational table with  $n$  attributes, denoted by  $T(A_1, A_2, \dots, A_n)$ . Attribute  $A_i$  ( $1 \leq i \leq n$ ) has domain  $D(A_i)$ , a set of possible values for  $A_i$ . The attributes often have types such as Boolean, integer, floating, character string, date, and so on. Each tuple  $t$  in  $T$  is denoted by  $\langle a_1, a_2, \dots, a_n \rangle$ , where  $a_i$  ( $1 \leq i \leq n$ ) is an element of  $D(A_i)$ .

When R\*-tree is used in relational tables, some of the attributes are usually chosen as index attributes, which are used to build R\*-tree. For simplification of description, it is supposed without loss of generality that the first  $k$  ( $1 \leq k \leq n$ ) attributes of  $T$ ,  $\langle A_1, A_2, \dots, A_k \rangle$ , are chosen as index attributes. Since R\*-tree can only deal with numeric data, an order-preserving transformation is necessary for each non-numeric index attributes. After necessary transformations, the  $k$  index attributes form a  $k$ -dimensional space, called index space, where each tuple of  $T$  corresponds to one point.

It is not difficult to find such a mapping function for Boolean attributes and date attributes (Y. Feng, A. Makinouchi and H. Ryu, 2004). The work (H. V. Jagadish and Srivastava, 2000) proposes an efficient approach that maps character strings to real numeric values within  $[0,1]$ , where the mapping preserves the lexicographic order. This approach is also used in this study to deal with attributes of character string.

We call the value range of  $A_i$ ,  $[l_i, u_i]$  ( $1 \leq i \leq k$ ) data range of  $A_i$ , an index attribute (in this paper, "dimension" and "index attribute" are used interchangeably). The length of the data range of  $A_i$ ,  $|u_i - l_i|$ , is denoted by  $R(A_i)$ . The  $k$ -dimensional hyper-rectangle,  $[l_1, u_1] \times [l_2, u_2] \times \dots \times [l_k, u_k]$ , forms the index space. Attributes specified in the range query condition is called query attributes.

If R\*-tree is used to index business data stored in a relational table, all the tuples are clustered in R\*-tree leaf nodes. See Figure 1.

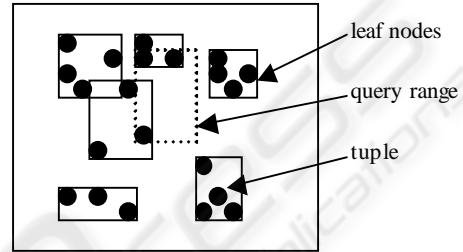


Figure 1: Leaf nodes and query range

Figure 1 shows an example of leaf nodes and query range. *Query range*, given by user, refers to the region, where the user wants to find the result.

Clearly, from Figure 1, if the tuples are properly clustered among the leaf nodes, the number of leaf nodes to be accessed for this range query will drop. Thus, the clustering pattern is a deceive factor on query performance. The question is that who decides the clustering pattern? The answer is "clustering criterion" in the insert algorithm of R\*-tree.

R\*-tree is constructed by inserting the objects one by one. In constructing procedure, the insert algorithm has to choose a proper subtree to contain each new-coming tuple. The criterion that decides which subtree should be chosen is called insert criterion or clustering criterion in this paper. Of course, for a given dataset, this criterion decides the final clustering pattern of the tuples among leaf nodes. In this paper, it will be pointed out that the present clustering criterion of R\*-tree cannot lead to a proper clustering pattern when R\*-tree is used to business data. And a novel clustering criterion will be proposed.

## 3 OBSERVATIONS AND OUR EXPLANATION

In this section is our observations on R\*-tree used for business data. And, the observations are also explained.

### 3.1 Observations

Just as pointed out in our other work (Y. Feng, A. Makinouchi and H. Ryu, 2004), because of the particularity of business data, some new features occur when R\*-tree is used to index business data.

As a feature of business data, the data ranges of attributes are very different from each other. For instance, the data range of “Year” from 1990 to 2003 is only 13 while the amount of “Sales” for different “Product” may be up to several hundreds of thousands.

Another typical example of such attributes with small cardinalities is Boolean attribute, which has inherently only two possible values. Attributes with other data type may also semantically have small cardinality (e.g., “Weekday” with seven values). In LINEITEM table of TPC-H benchmark, RETURNFLAG, SHIPINSTRUCT, and SHIPMODE have only 3, 4, and 7 distinct values, respectively, although their data type is character string.

Figure 2 shows an example in 2-dimensional space.

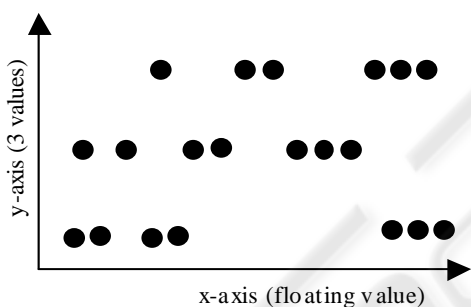


Figure 2: Tuples index space

In Figure 2, y-axis has only 3 different values. On the contrary, x-axis type is floating and has many possible values. Thus, the tuples (black dots) are distributed in lines.

In order to investigate the slender nodes in R\*-tree used in business data, using the LINEITEM table in TPC-H benchmark, an R\*-tree was constructed and all the areas (or say volumes) of the leaf nodes are computed. Totally 200,000 tuples are generated in this table having 16 attributes. Six attributes, SHIPDATE (date), QUANTITY (floating), DISCOUNT (floating), SHIPMODE (character string), SHIP-INSTRUCT (character string), and RETURNFLAG (character string), are selected as index attributes since they are often used as query attributes in the queries of the benchmark. The page size of our system is 4KB and each leaf node can contain at most 77 tuples. The R\*-tree has 4 levels

with 4649 leaf nodes. We observe that, 2930 of these 4649 leaf nodes have 0-area. Over 60%! And, there are still many leaf nodes have only very-small areas.

We also use 200,000 6-dimensional synthetic data with Zipf distribution to investigate existing of slender nodes. The observation is very similar. Zipf distribution is often used in the researches related to business data (S. Hong, B. Song and S. Lee. 2001).

Certainly, the basic reason that slender nodes exist is the distribution of tuples in the index space.

### 3.2 The Existing Clustering Criterion in R\*-tree

Since the clustering criterion is so important on the clustering pattern of tuples among leaf nodes of R\*-tree (which is one of deceive factors on query performance) and this study tries to introduce a new clustering criterion, let us briefly recall the present clustering criterion of R\*-tree as follows.

A new-coming tuple will be inserted in the node (subtree) at the current level with

- 1) (for leaf level) the least enlargement of overlap area, if tie occurs then
- 2) the least enlargement of MBR area, if tie occurs again then
- 3) the least MBR area.

This criterion means that, if the new tuple reaches at the leaf level, the new-coming tuple is tried to enter each node and the enlargement of overlap area in each case among the leaf nodes is calculated. And the node with the least enlargement of overlap area is chosen to contain the new-coming tuple. If several nodes have the least enlargement of overlap area then, the enlargement of MBR area in each case is calculated and the node with the least enlargement of MBR area is chosen. If tie occurs again then the node with the smallest MBR area is chosen. If tie still occurs, then arbitrary one of those nodes with the smallest MBR area is chosen. For the intermediate level, the area enlargement of overlap among the nodes is not calculated and only (2) and (3) in the criterion are used.

In the next subsection, we will know that the existing of slender leaf nodes is a “positive feedback”. That is, once some slender leaf nodes exist, they will become more and more as the new tuples are inserted, which greatly deteriorates search performance.

### 3.3 Positive Feedback

Let us consider the insertion algorithm of R\*-tree, using the example depicted in Figure 3 (a). Node A

is a slender node and point  $p$  is to be newly inserted. Certainly it should be inserted in Node B since it is so nearer to Node B than to Node A. However, according to the insert algorithm of R\*-tree,  $p$  will be inserted to Node A in this case. This is because the area increment of doing so is smaller than that of inserting  $p$  to Node B. Even if the enlargement of overlap area among the nodes at this level is considered, Node A also tends to be chosen. After  $p$  is inserted Node A, Node A becomes very long, which may deteriorate the overlap between Node A and the other nodes.

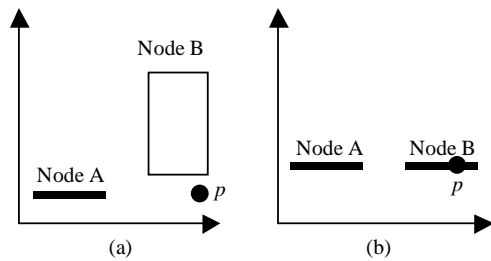


Figure 3: Slender nodes exist

Let us to see another case shown in Figure 3 (b). There are two MBRs shaped as line segments, A and B. Let assume  $p$  is a new tuple to be inserted. Where should it go? Intuitively,  $p$  should be included in Node B. Actually,  $p$  may be inserted in Node A, although this enlarges the overlap (between A and B) and also leads to a long node A. This is because the insertion algorithm of R\*-tree cannot determine which node, A or B, should be selected since both overlap area increment and area increment of selecting A and selecting B are 0. As a result, either Node A or Node B is selected as default without consideration of actual overlap. Here, we assume that without loss of generality Node A is selected. Same as the previous case, after  $p$  is inserted Node A, Node A becomes very long, which may deteriorate the overlap between Node A and the other nodes. And, when a new point (tuple) with the same y-axis coordinate as  $p$  is inserted again, the same process is repeated and the new point is also inserted into Node A.

In this way, the new-coming tuples tend to be inserted into the existing slender nodes and the repeated insertions of such tuples lead to the overflow of slender nodes and the slender nodes are split again and again. As a result,

- 1) many slender nodes are generated,
- 2) the space utilization of such nodes degrades much and the total number of nodes in R\*-tree tends to increase,
- 3) very slender nodes tend to be very long (there is a low band on the number of tuples in each leaf node),

4) overlapping among the leaf nodes is very heavy,

which greatly destroy search performance. This study does not aim at eliminating the existing of slender nodes since its existing, basically speaking, is from the distribution of tuples (as mentioned above). The main purpose of this study is to decrease the overlap among leaf nodes by making the clustering pattern more proper and reasonable. At the same time, the number of slender nodes is also decreased and the total space utilization of nodes also can be improved.

## 4 A HYBRID CLUSTERING CRITERION

Generally speaking, the present clustering criterion (mentioned above) of R\*-tree is based on area, including overlap area enlargement, MBR area enlargement, and MBR area, which leads to many slender nodes and very heavy overlap among the leaf nodes. In this section, we explain how to deal with the problem of slender nodes by a hybrid clustering criterion.

Our approach to this problem includes the following two points.

### (1) Modifying the area calculation.

Why a proper subtree or a leaf node can not be found for new-coming tuples? The reason is that the enlargements both on overlap area and on MBR area are zero for 0-area nodes. Thus, comparison can not be made reasonably among inserting the tuples to the existing nodes.

In order to avoid this situation, we modified the area calculation. That is, when the area of a rectangle, a node MBR or the overlap region of two node MBRs, is calculated, all the zero-sides (i.e., the side length is zero), if exist, of this rectangle is set to a trivial non-zero positive value (e.g.,  $10^{-4}$  in our experiments).

Let us recall the original area calculation of rectangle  $R$  as follows.

$$Area(R) = \prod_{i=1}^d S_i,$$

where  $S_i$  is the side length of  $R$  in dimension  $i$ .  $d$  is dimensionality of the index space.

In this study, this area calculation is modified as follows.

$$Area'(R) = \prod_{i=1}^d S'_i,$$

$$S'_i = \begin{cases} trivial - value & S_i = 0, \\ S_i & otherwise, \end{cases}$$

where the trivial-value is set to  $10^{-4}$  in this paper. Anyway, this trivial value must be less than the unit in this attribute to avoid confusing. In the same time, the trivial-value should not be too small, or the calculation result cannot be expressed. These two conditions are not difficult to be guaranteed in real applications. In this way, most of un-comparable situations caused by 0-area nodes can be avoided. Note that, this modification only changes the clustering pattern of tuples among the leaf nodes and it has no effect on the correctness of the query result.

**(2) Introducing a distance-criterion.**

If the above area-criterion still cannot decide which subtree or leaf node is most suitable to one new-coming tuple, which means the area-based clustering criterion is no longer in force, the nearest subtree or leaf node to the new-coming tuple is chosen.

Summarily speaking, the hybrid clustering criterion combines the modified area-based one with a distance-based one. The procedure is as follows.

- 1) For leaf level, compare the enlargements of overlap areas using the modified calculation. If tie then
- 2) Compare the enlargements of MBR areas using the modified calculation. If tie then
- 3) Choose the nearest subtree (a leaf node for leaf level).

Now, let us see how to calculate the distance from one point to a rectangle region.

For a point  $p = (p_1, \dots, p_d)$  and a rectangle  $R$ . Let the points  $s = (s_1, \dots, s_d)$  and  $t = (t_1, \dots, t_d)$  be the two vertices of the node MBR with the minimum coordinates and maximum coordinates in each axis, respectively. The distance from  $p$  to  $R$ ,  $dist(p, R)$ , can be given by

$$dist(p, R) = \sqrt{\sum_{i=1}^d |p_i - r_i|^2},$$

where

$$r_i = \begin{cases} s_i & p_i < s_i, \\ t_i & p_i > t_i, \\ p_i & otherwise. \end{cases}$$

**5 EXPERIMENTS**

Using the TPC-H data (Council, 1999), we performed various experiments to show how much the range query performance is improved using the hybrid clustering criterion.

**Dataset and index attributes:** Lineitem table of TPC-H benchmark, which has 16 attributes of various data types including floating, integer, date, string, Boolean. The table used in our experiments has 200,000 tuples. Six of the total 16 attributes are chosen as index attributes, including SHIPDATE (date), QUANTITY (floating), DISCOUNT (floating), SHIPMODE (character string), SHIPINSTRUCT (character string), and RETURNFLAG (character string), since they are often used as query attributes in the queries of the benchmark.

**System:** the page size in our system is 4KB and all the index structures are built based on “one node one page”.

**Queries:** the query ranges of QUANTITY (floating) and DISCOUNT (floating) both are changed from 10% to 100%. As for the date attribute of SHIPDATE (date), the query range is the period of one year and it is selected randomly for each query. As for the other 3 attributes (character string), since their numbers of possibly different values are only 3, 4, and 7, respectively. One value is chosen randomly in each of the 3 attributes. Each query is repeated 100 times for different location and the average numbers of accessed different nodes are presented. The average number of node accesses is a common criterion for evaluating query performance (H. V. Jagadish and Srivastava, 2000).

**5.1 Effect of the Hybrid Clustering Criterion on R\*-tree**

In order to know effect of the new clustering criterion on R\*-tree itself, the total numbers of nodes in R\*-trees with different clustering criterions and the result is present in Table 1, where M refers to the upper bound on the number tuples contained in each leaf node of R\*-tree.

Table 1: R\*-tree with different clustering criterion.

|                       | R*-tree with original clustering criterion | R*-tree with hybrid clustering criterion |
|-----------------------|--|--|
| M                     | 77   | 77                                       |
| Height                | 4  | 4  |
| Total number of nodes | 4892                                       | 3783                                     |

From Table 1, we can know that the hybrid clustering criterion make R\*-tree more compact.

## 5.2 Effect of the Hybrid Clustering Criterion on Query Performance

Table 2: Comparison on the number of accessed different nodes

| Query range | R*-tree with <i>original clustering criterion</i> | R*-tree with <i>hybrid clustering criterion</i> |
|-------------|---|---|
| 10%         | 369.91  | 95.12   |
| 20%         | 648.90  | 126.33  |
| 30%         | 603.65  | 131.31  |
| 40%         | 388.67  | 137.30  |
| 50%         | 683.29  | 237.27  |
| 60%         | 489.00  | 248.10  |
| 70%         | 708.24  | 231.10  |
| 80%         | 691.89  | 275.48  |
| 90%         | 571.10  | 357.62  |
| 100%        | 764.55  | 358.49  |

The result of comparison on the number of accessed different nodes is included in Table 2.

From Table 2, we can know that the hybrid clustering criterion can greatly improve the query performance. Anyway, note that,

(1) In Table 2, the first column, query range, refers to the side length of the query range in the two floating attributes, i.e., QUANTITY and DISCOUNT. The query with same size of query range in the floating attributes is repeated 100 times with different locations (randomly). However, this query range is not relevant to the other index attributes, which is explained before.

(2) According to Table 2, the number of accessed different nodes is not always increase as the "query range" in the first column grows. This is because that the query ranges in the other 4 index attributes change randomly at the same time when the query ranges in the two floating attributes grow.

Moreover, the CPU time cost is also tested and compared, which is presented in Table 3.

From Table 3, we can observe that the hybrid clustering criterion also lead to a shorter CPU time, which means that it is effective even for main-memory-resident R\*-tree, where the I/O is no long the bottleneck of the query performance. Note that, our OS is FreeBSD 4.9 and main memory is 128MB.

Table 3: Comparison on CPU time (ms)

| Query range | R*-tree with <i>original clustering criterion</i> | R*-tree with <i>hybrid clustering criterion</i> |
|-------------|---|---|
| 10%         | 16.401  | 5.939   |
| 20%         | 28.180  | 8.117   |
| 30%         | 26.582  | 8.499   |
| 40%         | 17.780  | 9.074   |
| 50%         | 33.137  | 15.817  |
| 60%         | 25.103  | 16.769  |
| 70%         | 33.940  | 15.874  |
| 80%         | 34.420  | 19.101  |
| 90%         | 32.721  | 24.772  |
| 100%        | 41.671  | 25.751  |

## 6 CONCLUSIONS

It is important to process various types of range queries on business data. R\*-tree is one of the successful multidimensional index structures and is also helpful to improve query performance on business data. In this paper, we pointed out that many slender nodes, including many 0-area nodes, exist if R\*-tree is applied to business data, which greatly degrade query performance. The reason that many slender nodes occur was made clear in this paper and a hybrid clustering criterion is introduced to deal with the problem of slender nodes. According to our discussion, the hybrid clustering criterion can improve the clustering pattern of tuples among leaf nodes, especially it can decrease the overlap among the leaf nodes. And our approach clearly improved query performance of R\*-tree in our experiments.

## ACKNOWLEDGEMENT

This research is partially supported by Japan Society for the Promotion of Science, Grant-in-Aid for Scientific Research 15650017 and 16200005.

## REFERENCES

- C. Chung, S. Chun, J. Lee, and S. Lee (2001). Dynamic Update Cube for Range-Sum Queries. Proc. VLDB Intl. Conf.,
- Council (1999). TPC benchmark H standard specification (decision support)". <http://www.tpc.org/tpch/>
- D. Papadias, N. Mamoulis, and V. Delis (1998). Algorithms for Querying by Spatial Structure. Proc. VLDB Intl. Conf.

- H. Horinokuchi, and A. Makinouchi (1999). Normalized R\*-tree for Spatiotemporal Databases and Its Performance Tests. *IPSJ Journal*, Vol. 40, No. 3.
- H. P. Kriegel, T. Brinkhoff, and R. Schneider (1993). Efficient Spatial Query Processing in Geographic Database Systems.
- H. V. Jagadish, N.Koudas, and D. Srivastava (2000). On Effective Multi-Dimensional Indexing for Strings. *Proc. ACM SIGMOD Intl. Conf.*
- J. Han and M. Kamber (2001). *Data Mining—Concepts and Techniques*. Morgan Kaufmann press.
- M. Jurgens, and H.-J. Lenz (1998). The Ra\*-tree: An Improved R-tree with Materialized Data for Supporting Range Queries on OLAP-Data. *Proc. DEXA Workshop*.
- N. Beckmann, and H. Kriegel (1990). The R\*-tree: An Efficient and Robust Access Method for Points and Rectangles. *Proc. ACM SIGMOD Intl. Conf.*
- N. Roussopoulos, S.K and F. Vincent (1995). Nearest neighbor Query. *Proc. ACM SIGMOD Intl. Conf.*
- N. Roussopoulos, Y. K and M. Roussopoulos (1997). Cubetree: Organizaition of and Bulk Incremental Updates on the Data Cube. *Proc. ACM SIGMOD Intl. Conf.*
- R. Agrawal, A. Gupta, and S. Sarawagi (1997). ModelingMultidimesnional Databases. *Proc. Intl. Conf. on Data Engineering (ICDE)*.
- S. Hon, B. Song, and S. Lee (2001). Efficient Execution of Range-Aggregate Queries in Data Warehouse Environments. *Proc. the 20th Intl. Conf. on conceptual modeling*.
- S. Hong, B. Song and S. Lee (2001). Efficient Execution of Range-Aggregate Queries in Data Warehouse Environments, *Proc. 20th international Conference on CONCEPTUAL MODELING (ER 2001)*.
- V. Markl, F. Ramsak, and R. Bayer (1999a). Improving OLAP Performance by Multidimensional Hierarchical Clustering. *Proc. IDEAS Intl. Symposium*.
- V. Markl, M. Zirkel, and R. Bayer (1999b). Processing Operations with Restrictions in Relational Database Management Systems without external Sorting. *Proc. Intl. Conf. on Data Engineering*.
- Y. Feng, A. Makinouchi, and H. Ryu (2004). Improving Query Performance on OLAP-Data Using Enhanced Multidimensional Indices. *Proc. ICEIS Intl. Conf.*
- Y. Kotidis, and N. Roussopoulos (1998). An Alternative Storage Organization for ROLAP Aggregate Views Based on Cubetrees. *Proc. ACM SIGMOD Intl. Conf.*