

SUMMARIZING DOCUMENTS USING FRACTAL TECHNIQUES

M. Dolores Ruiz and Antonio B. Bailón

*Department of Computer Science and Artificial Intelligence, University of Granada
C/Daniel Saucedo Aranda s/n 18071, Granada, Spain*

Keywords: Fractal summarization, fractal dimension, summarization.

Abstract: Every day we search new information in the web, and we found a lot of documents which contain pages with a great amount of information. There is a big demand for automatic summarization in a rapid and precise way. Many methods have been used in automatic extraction but most of them do not take into account the hierarchical structure of the documents. A novel method using the structure of the document was introduced by Yang and Wang in 2004. It is based in a fractal view method for controlling the information displayed. We explain its drawbacks and we solve them using the new concept of fractal dimension of a text document to achieve a better diversification of the extracted sentences improving the performance of the method.

1 INTRODUCTION

Nowadays, a lot of information is accesible in the web, and many people can use this huge source to retrieve what they need. For example, users can check e-mail, read news, buy products, etc. using a computer, but at present the use of mobile and handheld devices is growing significantly. However, the reduced dimensions of handheld devices limit the handy visualization of large documents.

The visualization of summarized documents in a portable device can facilitate a fast review of their main content in just a few seconds. Organizations need to make decisions as fast as possible, access to large text documents or to other information sources during decision making, and as a result, there is an urgent need of a tool that summarizes the information in a accurate and precise way.

Many methods have been used in automatic summarization (Buyukkokten O., 2001). We can find in the literature that those methods employ mainly three techniques for the automatic single-document summarization (Daume III H., 2005): sentence extraction, bag-of-words headline generation, and document compression.

Research in sentence extraction started with the works made by Luhn (Luhn, 1958) and Edmundson

(Edmundson, 1969). But recent techniques based in the structure of the document had been proposed. A novel model named fractal summarization has been applied (Yang C. C., 2003b),(Yang C. C., 2003c) based on the idea of fractal view of H. Koike (Koike, 1995) and on the techniques of fractal image compression (Yang C. C., 2003a). The main idea is to take into account the structure of the document and the inheritance of the importance to the substructures, but this method does not use all the information that fractal structure gives.

The calculation of dimensions is a useful tool to quantify structural information of artificial and natural objects. There are some types of dimension: the Euclidean one, the Hausdorff-Besicovitch dimension, and so on. We are going to work with the fractal dimension in the special case of text documents.

Fractal dimension of many objects cannot be determined analytically but there are some good estimators. We do a brief overview of some of them and choose the most suitable for the calculation of fractal dimension of text documents.

The paper follows with a description of the features used in traditional summarization techniques. We present their adaptations to structured documents. Then we describe the fractal summarization method

given in (Yang C. C., 2003b) to comment its shortcomings, proposing some modifications to the propagation formula. We follow with a review of how to calculate the fractal dimension of text documents, finishing with the results of some experiments summarizing web pages. We conclude with the conclusions and the bibliography used.

2 STRUCTURE IN SUMMARIZATION TECHNIQUES

Many traditional summarization models involve the extraction of sentences from the source document based on some of its salient features. But the document is considered as a sequence of sentences instead of considering its hierarchical structure. The hierarchical structure of the document give to us more information about the importance of some paragraphs depending on their location.

2.1 Hierarchical Structure of a Text Document

In most of the cases we work with structured information. When humans write a document they use an important source of information: the structure. Using a structured text we achieve a better division of information and we give more importance to some parts allocating them in special places. We are going to use this property to transform the text document into a tree.

Documents are usually hierarchical and can be viewed as compositions of simpler constituents. A document consists of chapters; a chapter consists of sections; a section consists of subsections, a section or subsection contains paragraphs; a paragraph consists of sentences, and a sentence is a group of terms. The smallest units which contain information are the terms (words with significance for themselves; words that are deemed irrelevant are eliminated). This is the highest division we have considered. We will refer to each level in the compositional structure of a document depending of its position with regard to the title of the document. Then, the original document is represented as a tree according to its structure. As shown in figure 1, in the tree there is a inclusion relation between a node and its children. Every node in the tree will contain all of its descendants. In this way, the root or the tree represents the whole document, not only the title; and the terms will be the leaves of the tree.

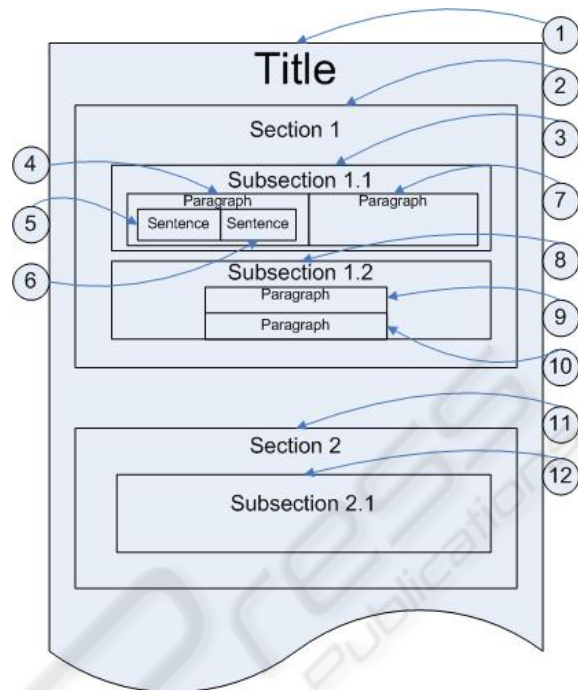


Figure 1: Document hierarchical structure.

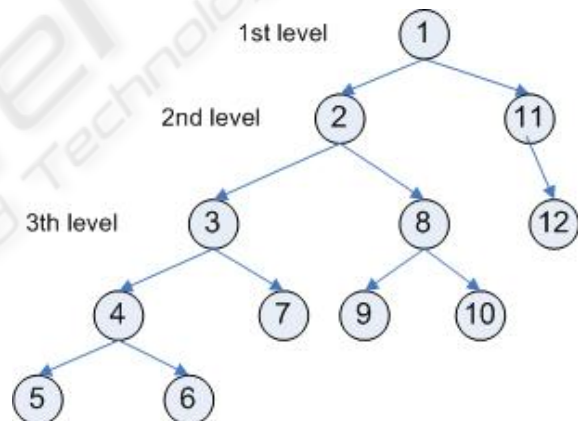


Figure 2: Tree associated to a text document.

2.2 Adaptation of Traditional Features

The most widely used summarization characteristics are the thematic, location, heading and cue features. These features have been modified according to the structure of the document. We have used the adaptation of these features using the tree structure of the document (Yang C. C., 2004).

- The *thematic feature* was first identified by Luhn (Luhn, 1958) and then modified by Edmundson (Edmundson, 1969). He proposed a thematic

weight of keywords based on the term frequency. The *tfidf* (Term Frequency, Inverse Document Frequency) score is the most used. We consider the i^{th} term in a document as t_i . In our case, the *tfidf* of the term t_i in a node is defined as the term frequency within the node inverse the numbers of nodes at the same level that contains the term, i.e.,

$$w_{ix} = tf_{ix} \times \log_2 \left(\frac{N'}{n'} \right), \quad (1)$$

where tf_{ix} is the frequency of the term t_i in the node x , N' is the number of nodes in the document at the same level as x and n' is the number of nodes that contain the term t_i in the document at the same level. The Sentence Thematic Score, SS_T , of the k^{th} sentence s_k in the node x is calculated as the sum of the w_{ix} of the constituent terms t_i of the sentence s_k , i.e.,

$$SS_T(s_k, x) = \sum_{t_i \in s_k} w_{ix}. \quad (2)$$

The Thematic Score TS of the node x is again calculated as the sum of the Sentence Thematic Score of all the sentences in the node, i.e.,

$$TS(x) = \sum_{s_k \in x} SS_T(s_k, x). \quad (3)$$

- Edmundson also considers the *location feature* (Edmundson, 1969) as an indicator of the significance of a sentence based on the hypotheses that topic sentences tend to occur at the beginning or the end of a document or paragraph. The Location Score LS of a node x is calculated as the inverse of the minimal distance of the node x to the first node and the last node at the same level with the same parent as x , i.e.,

$$LS(x) = \frac{1}{\min\{d(x, fnb(x)), d(x, lnb(x))\}} \quad (4)$$

where $d(x, y)$ is the distance function that calculates the number of nodes at the same level under the same parent between x and y , $fnb(x)$ is the first node brother of x , and $lnb(x)$ is the last node brother of x . See figure 3 as an example of this feature.

- The third feature we have used is the *heading feature*. It is based on the hypotheses that the heading contains the subject of the document summarized in its words.

The Sentence Heading Score SS_H of a sentence s_k has been modified to consider the structure of the document. For example, at each level we have to consider the previous headings giving a higher weight when the heading is closer to the node we are considering.

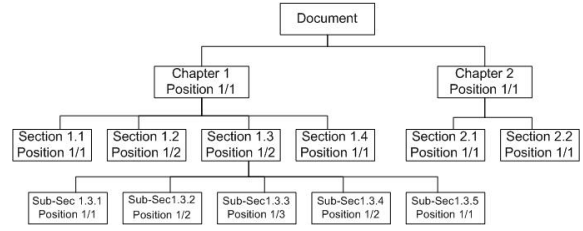


Figure 3: Location feature.

Let s_k be the sentence into consideration that it is included in the node x . Its Sentence Heading Score would be the sum of the weights of the terms t_i that appears in it and in the heading of other nodes z in the path from the root to the node x .

This weight is computed as the sum of the weights w_{iz} seen in (1) of terms t_i in the sentence s_k divided by the product of the numbers of children m_{node} of the nodes in the path from node z to node x , i.e.,

$$SS_H(s_k, x) = \sum_{z \in \text{path from root to } x} \frac{\sum_{t_i \in z \cap s_k} w_{iz}}{\prod_{i \in \text{path from } z \text{ to } x} m_i}. \quad (5)$$

The Heading Score HS of node x is calculated as the sum of the Sentence Heading Score of all sentences in the node, i.e.,

$$HS(x) = \sum_{s_k \in x} SS_H(s_k, x). \quad (6)$$

- The last feature we have considered is the *cue feature*. Humans pay more attention to the sections which has bonus words such as *conclusion*. In the tree we examine the headings predecessors to the node and sum the cue weights of the terms t_i being in the cue dictionary and in the headings. The Cue Score is

$$CS(x) = \sum_{t_i \in \text{heading}(x)} \text{cue}(t_i) \quad (7)$$

where $\text{cue}(t_i)$ is the cue weight of the term in the dictionary.

All these features must be normalized because they have different range of values. Therefore, we divide each feature by its maximum score in the whole document, so we have the normalized scores associated to the four features, NTS, NLS, NHS and NCS. To calculate the total weight associated to a node we only have to do a weighted sum of the normalized thematic, location, heading and cue score of the node.

We call this total punctuation the Node Significance Score, NSS, i.e., $NSS(x)$ is equal to

$$a_1NTS(x) + a_2NLS(x) + a_3NHS(x) + a_4NCS(x) \quad (8)$$

where a_1, a_2, a_3, a_4 are positive reals that sum 1. They are chosen to adjust the weighting of the different summarization features according to our preferences.

3 FRACTAL SUMMARIZATION

Many studies of human abstraction process has shown that humans extract the sentences according to the document structure. However, most traditional automatic summarization techniques consider a document only as a set of sentences ignoring the structure of the document. Some advanced summarization models take into account the structure to compute the probability of a sentence to be included in the summary. *Fractal summarization model* was proposed by Yang and Wang to generate a summary based on document structure.

Fractal summarization is developed based on the idea of fractal view (Koike, 1995) and adapting the traditional models of automatic extraction. The important information is captured from the source text by exploring the hierarchical structure and salient features of the document. Therefore they adapted the features considering the structure of the document.

3.1 Fractal View & First Approximation to Fractal Summarization

Fractal summarization was developed by Yang and Wang (Yang C. C., 2004) based on the idea of fractal view of Koike (Koike, 1995) and adapting the traditional models of automatic extraction. They use the inheritance of values to transmit the importance of the node inside the whole document and to give out the number of sentences we have to extract from each of its children according to their importance. But they do it using fixed values for some parameters like the fractal dimension. They also do a division into range blocks (Yang C. C., 2003b),(Yang C. C., 2003a) of the document.

Next subsections show the process to convert the fractal view method for controlling information in a fractal automatic summarization method.

3.1.1 Fractal View

Fractal view is a fractal-based method that provides a mechanism to control the amount of information dis-

played (Koike, 1995). The idea is based on the property of self-similarity of a fractal tree. A tree is made of a lot of sub-trees; each of them is also a tree. They represent the degree of importance of each node by its fractal value and they propagate the importance to other nodes with the following expression:

$$\begin{cases} Fv_{root} &= 1 \\ Fv_x &= Fv_{p(x)} \times CN_{p(x)}^{-1/D} \end{cases} \quad (9)$$

where Fv_x is the fractal value of node x , $p(x)$ denotes the parent node of x , $N_{p(x)}$ is the number of child nodes of $p(x)$, D is the fractal dimension, and C is a constant value satisfying $0 < C \leq 1$. This constant is used to distinguish when we have a single tree, in the sense that each node has a unique branch, and in conclusion we have node-branch-node-branch-node etc. In this special case we have to choose $C \neq 1$. In other cases, the majority of them, we choose $C = 1$. Notice that when $D = 1 = C$, the above formula at the first level divide the fractal value of the root in N_{root} equal parts. Then, divide $1/N_{root}$ in n_x equal parts, where n_x is the number of children that node x has. So if we sum the fractal values of all nodes with the same parent, they sum the fractal value of the parent; and if we sum Fv of all nodes at the same level, we have as a result 1. That is, the formula share out in an equitable form when $D = 1$.

3.1.2 First Approximation to Fractal Summarization

In (Yang C. C., 2004) the authors adapt the techniques of fractal view to propagate the values from parents nodes to their child nodes using the fractal dimension $D = 1$ in the equation 9. They first divide the document into range blocks. Then they transform the document into a tree and for the propagation of values they use the following formula:

$$\begin{cases} Fv_{root} = 1 \\ Fv_x = Fv_{p(x)} \times \left(\frac{NSS(x)}{\sum_{y \in p(x)} NSS(y)} \right)^{-1} \end{cases} \quad (10)$$

where $NSS(x)$ is the Significance Score associated to the node x using a division into range blocks, $p(x)$ is the parent node of x , and the expression $y \in p(x)$ denotes that y is a child of $p(x)$.

The above formula doesn't take into account the fractal dimension of the document proposed by Koike. We are going to solve this problem computing the fractal dimension of a text document.

Other shortcoming is that they change in the fractal view formula the number of child nodes $N_{p(x)}$ (an integer number ≥ 1) for a rational number between 0 and 1. For this reason the formula does not work well.

We do some important changes in the formula and introduce the calculation of the fractal dimension associated to a text document. This diversifies the extraction of sentences according to the content of the different sections.

4 ENHANCED FRACTAL SUMMARIZATION

To solve all problems, we propose some modifications for the last formula. We adapt it for a well working and we introduce the use of fractal dimension D as a parameter and not as a fixed value.

So the hierarchical inheritance formula between nodes we take into consideration is

$$\begin{cases} Fv_{root} = 1 \\ Fv_x = Fv_{p(x)} \times \left(\frac{NSS(x)}{\sum_{y \in p(x)} NSS(y)} \right)^{1/D(x)} \end{cases} \quad (11)$$

where $D(x)$ is the fractal dimension of the node x . The value of $D(x)$ can change depending of the amount of information contained in the node x , and $D(\text{root})$ is the fractal dimension of the document (see next section 6). We have used the $NSS(x)$ measure seen in section 2 to measure the importance of the node using the hierarchical structure of the document. For a more complete comprehension of the formula we explain in next sections the computation of the fractal dimension of text documents.

The propagation formula (11) has the following advantages:

- It takes into account the structure of the document, because it is based on the fractal tree representation associated.
- Inheritance of values. When a parent node is very important because it has a lot of information, we want to extract many sentences from this node. To do that the child node inherits the quota of sentences (see 22) from its parent using the propagation formula (11).

5 FRACTAL DIMENSION

The calculation of dimensions is a useful tool to quantify structural information of artificial and natural ob-

jects. There are some types of dimension: the Euclidean one, the Hausdorff-Besicovitch dimension, and so on (Kraft, 1995).

The dimension that everybody knows is the Euclidean one. A point has dimension 0, a line has dimension 1, a plane has dimension 2 and when we work in the space we say that it has dimension 3. For example we are three-dimensional entities. But not all the objects in this world have integer dimensions. The mathematicians since the nineteenth century have met with other objects like the Cantor Set and the Koch Curve whose dimensions are real numbers instead of integers.

Mandelbrot told that a fractal is a shape made of parts similar to the whole (Mandelbrot, 1986). This definition uses the concept of *self-similarity*. We say a set is strictly self-similar if we broke it into arbitrary small pieces and each of them is a replica of the entire set. When this happens the calculation of the fractal dimension is easier.

Imagine we have a segment of length 1. We can put two segments of length $6/10$ each one at the end of the branch. We can repeat this process till the infinity (see figure 4). In this case the fractal dimension is very easy to calculate because of the self-similarity property of the tree that we have built, and is

$$D = -\log_{\frac{6}{10}} 2 \approx 1.36. \quad (12)$$

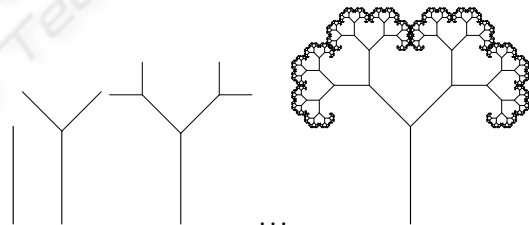


Figure 4: Fractal tree.

If we generalize this construction when the tree has N children at each node (cross of two or more branches) and any branch is r times longer than that of the previous branch, the dimension of the tree can be calculated as

$$D = -\log_r N. \quad (13)$$

This type of special tree is called a *fractal tree* and we have seen that its fractal dimension is uniquely defined by the above formula.

But exact fractal dimension can only be calculated for ideal mathematical objects. For the rest we need to use methods to approximate the fractal dimension. In the literature there are different methods to calculate the fractal dimension.

One of them is the *Box-counting* method. It basis on the idea of covering the object with a grid of boxes of smaller size in each iteration, and then compute the frequency which data points fall into each box. But the box-counting can be computed only for low-dimensional sets because the algorithmic complexity grows exponentially with the set dimension. Besides this, it is too difficult to select the best suited grid to the object. Notice that this method uses the coordinates of the points to allocate them into their corresponding box. See (Liebovitch, 1989) for more details.

If we estimate the dimension of a curve (e.g. cell membrane, coastline, landscape edge) we can use the *Compass* method (Kraft, 1995). The procedure is analogous to moving a compass with a fixed length δ along the curve. The estimated length of the curve is the product of the number of rulers required to ‘cover’ the object and the scale factor δ . The relationship between the length L , δ , and the fractal dimension D is $L = k\delta^{1-D}$ where k is a constant. The fractal dimension is estimated by measuring the length of the curve at various scale values δ . This method is only for curves and it is exact for self-similar curves.

Another method used to calculate the correlation dimension (Grasberger P., 1983) is a good substitute of the box-counting method due to its computational simplicity. In each iteration we choose circles of a fixed ratio in decreasing order and then count the number of data points that fall in each circle.

There are other methods in the literature but many of them are used with special types of objects using in each case their particular characteristics (spatial or temporal series, point patterns information theory and diversity, topographic surfaces, etc.). For a more complete view of this topic consult (Camastra F., 2002), (Kraft, 1995) and (Grasberger P., 1983).

The disadvantages of the box-counting method and the inappropriate use of coordinates in a text document to designate the sentences or words in it, are some of the reasons to reject the method. The compass method is used only for curves and it is inappropriate when curves have intersections. However the correlation dimension uses a distance function that we are going to adapt to our document using its structure. This is the reason to choose the Grasberger and Procaccia method to calculate the *fractal dimension of a text document*.

6 FRACTAL DIMENSION OF A TEXT DOCUMENT

We are going to work with the fractal dimension in the special case of text documents. Fractal dimension of many objects cannot be determined analytically, in those cases we can use some estimators of the fractal dimension. For text documents we are going to use the Grasberger and Procaccia method (Grasberger P., 1983).

To calculate the fractal dimension we need the tree associated to the document, and we have to define a distance function between any two nodes. Let N be the number of nodes in the tree, R the maximum number of levels of the document (it will be the maximum number of branches between the root node and the last node in all directions), and I the indicator function defined as 1 if it is true and 0 in the rest of cases. To define the distance between two arbitrary nodes we first need a function that tell us how similar are two nodes. For this purpose we take the cosine measure (Daume III H., 2005),

$$\cos(x, y) = \frac{\sum_{t_i \in x} w_{ix} \sum_{t_j \in y} w_{jy}}{\sqrt{\sum_{t_i \in x} w_{ix}^2} \sqrt{\sum_{t_j \in y} w_{jy}^2}} \quad (14)$$

where we have used the *tfidf* weighting in equation (1) associated to the node. Another similarity measures can be founded in (Guerrini G., 2006).

With this definition, the cosine takes values between 0 and 1, having a value very near to 1 when nodes have similar contents. For that reason we take the distance between nodes x and y as

$$\text{dist}(x, y) = 1 - \cos(x, y). \quad (15)$$

Let x_i, x_j two arbitrary nodes, there is always a path joining them. Suppose $x_i = x_1, x_2, \dots, x_n = x_j$ is the shortest path between the two nodes. Then the distance between x_i and x_j is

$$\|x_j - x_i\| = \sum_{l=1}^{n-1} \frac{\text{dist}(x_l, x_{l+1})}{2R}. \quad (16)$$

Next, we calculate the correlation integral $C_m(r_k)$ (see the Grasberguer and Procaccia method in (Grasberger P., 1983) and (Ruiz M. D., 2006)) for each

$$r_k = (2R - k)/(2R) \quad (17)$$

with $k = 1, \dots, 2R - 1$, that is, we do

$$C_m(r_k) = \frac{2}{N(N-1)} \sum_{i=1}^N \sum_{j=i+1}^N I(\|x_j - x_i\| \leq r_k) \quad (18)$$

where N is the number of nodes in the tree and R is the maximum number of levels of the document, and I is the indicator function:

$$I(\lambda) = \begin{cases} 1 & \text{if } \lambda \text{ is true} \\ 0 & \text{rest of cases.} \end{cases} \quad (19)$$

The correlation dimension is then defined with the formula

$$D = \lim_{r_k \rightarrow 0} \frac{\ln(C_m(r_k))}{\ln(r_k)}. \quad (20)$$

But in practice we can calculate it computing the slope of the regression line that the points $(\ln(r_k), \ln(C_m(r_k)))$ form.

This approximation to the calculation of the fractal dimension of a text document indicates the distribution of the information in the document. The above distance function tells how similar are the contents of the node x_j and the node x_i . If they are very far, the distance will be small and therefore it won't count in the sum.

Some experiments with web pages for computing the fractal dimension of texts can be found in (Ruiz M. D., 2006).

7 FRACTAL SUMMARIZATION ALGORITHM

Now we propose the algorithm for the process of automatic summarization using the propagation formula in (11) and then we explain how it works with more details.

We define the *compression ratio*, r , of summarization as the number of sentences we would like to be in the summary divided by the number of sentences of the document, i.e.,

$$r = \frac{\# \text{ sentences of summary}}{\# \text{ sentences of document}}. \quad (21)$$

This is the ideal definition, but the number of sentences we are going to extract depends on the size of the document. It has been proved that extraction of 20% sentences can be as informative as the full text of the source document (Morris G., 1992). But the users can also choose the number of sentences they want to extract and change it if they are interested or not in the content of the document.

The quota of the summary is the compression ratio times the number of sentences of the document, and we propagate the quota to the child nodes by the formula

$$quota_x = F v_{p(x)} \times quota_{p(x)} \quad (22)$$

Algorithm 1 : Fractal Summarization.

1. Choose a compression ratio.
 2. Choose a threshold value.
 3. Calculate the sentence number quota of the summary.
 4. Transform the document into a fractal tree.
 5. Calculate the fractal dimension of each node of the document.
 6. Set the current node to the root of the fractal tree.
 7. **Repeat**
 - 7.1 **For** each child node under current node, calculate the fractal value of child node.
 - 7.2 Allocate quota to child nodes in proportion to fractal values.
 - 7.3 **For** each child nodes.
 - If** the quota is less than threshold value
 - Select the sentences in the node by extraction.
 - Else**
 - Set the current node to the child node
 - Repeat steps 7.1, 7.2, 7.3.
 8. **Until** all the child nodes under current node are processed.
-

where x is the child node and $p(x)$ denotes de parent node of x .

The threshold value is the maximum number of sentences that we want to extract from the same node. The optimum value is between 3 and 5 (Goldstein J., 1999). This threshold value is going to prevent the appearance of overlapped sentences in the summary because we will extract few sentences of each paragraph.

8 EXPERIMENTS AND RESULTS

We have used this automatic summarization method in web pages with a large content of text and with a good structure in the sense that for the title they use the markup tags $\langle H1 \rangle$, for the sections $\langle H2 \rangle$, $\langle H3 \rangle$ for the subsections, etc. with their corresponding close markup tags $\langle /H1 \rangle$, $\langle /H2 \rangle$, etc.

We do a fractal tree using the above structure and when we are at the last level we choose only the terms with significance, that is we drop all the articles, ordinal and cardinal numbers, the verb to be, prepositions, pronouns, conjunctions, etc. We can see an example of tree associated to a document in the figure 2. For the cue feature we take the page keywords to form the dictionary of bonus words. And we have considered the coefficients in (8) all of them equal to 1/4, that is, we give the same importance to the four salient fea-

tures of the document.

We have run some experiments with a wide range type of web pages and we observe the following facts:

- The method achieve a good performance with documents that have several levels of granularity, in other words, when the tree associated to the document has many levels and the nodes have a lot of branches, the calculation of the fractal dimension helps to get a summary with information more diversified according to the document structure.
- With wrong structured web pages the method obtains bad results since the calculation of fractal dimension doesn't give information in those cases.

In conclusion, we have seen in our experiments that traditional summarization extracts most of the sentences from few chapters, fractal summarization with $D = 1$ extracts the sentences distributively from each section, and with our new approximation using the fractal dimension of the document, the method share out the sentences according to their content and their position.

9 CONCLUSIONS

In this paper, we present an improvement to the fractal summarization method. The propagation formula have been modified according to the fractal view method, and it uses the novel concept of fractal dimension of text documents presented in (Ruiz M. D., 2006).

We have used this automatic summarization method in web pages with a large content of text and with a good structure as in figure 2, giving very good results and showing the good performance of the proposed method.

In the future, we are going to use a similarity measure taking into account the semantic of words giving a more complete solution to the problem of summarizing documents. Moreover, we are working about the problem of summarizing the document according the preferences of the user, giving more importance to those sections that the user wants to spread out using the fractal dimension. We also want to adapt our method in the case of summarizing a group of documents with similar contents.

REFERENCES

Buyukkokten O., Garcia-Molina H., P. A. (2001). Seeing the whole in parts: Text summarization for web

browsing on handheld devices. In 10th *International WWW Conference*, Hong Kong.

- Camastra F., V. A. (2002). Estimating the intrinsic dimension of data with a fractal-based method. *IEEE Transactions on Pattern Analysis and Machine Intelligence*.
- Daume III H., M. D. (2005). Induction of word and phrase alignments for automatic document summarization. *Computational Linguistics*, 31 (4):505–530.
- Edmundson, H. P. (1969). New methods in automatic extracting. *Journal of the Association for Computing Machinery*, 16 (2):264–285.
- Goldstein J., Kantrowitx M., M. V. C. J. (1999). Summarizing text documents: sentence selection and evaluation metrics. pages 121–128.
- Grasberger P., P. I. (1983). Measuring the strangeness of strange attractors. pages 189–208.
- Guerrini G., Mesiti M., S. I. (2006). *An overview of similarity measures for clustering XML documents*. Chapter in Athena Vakali and George Pallis (eds.).
- Koike, H. (1995). Fractal views: a fractal-based method for controlling information display. *ACM Transactions on Information Systems*, 13 (3):305–323.
- Kraft, R. (1995). Fractals and dimensions. *HTTP-Protocol at www.weihenstephan.de*.
- Liebovitch, L. S., T. T. (1989). A fast algorithm to determine fractal dimensions by box counting. *Physics Letters A*, 141 (8,9):386–390.
- Luhn, H. P. (1958). The automatic creation of literature abstracts. *IBM Journal*, pages 159–165.
- Mandelbrot, B. B. (1986). *Self-affine fractal sets*. Pietronero L. & Tosatti E. (eds.): *Fractals in Physics*, Amsterdam.
- Morris G., Kasper G. M., A. D. A. (1992). The effect and limitation of automated text condensing on reading comprehension performance. *Information System Research*, pages 17–35.
- Ruiz M. D., B. A. B. (2006). Fractal dimension of text documents: Application in fractal summarization. In *IADIS International Conference WWW/Internet*, volume 2, pages 349–353.
- Yang C. C., Chen H., H. K. (2003a). Visualization of large category map for internet browsing. *Decision Support Systems*, 35:89–102.
- Yang C. C., W. F. L. (2003b). Fractal summarization for mobile devices to access large documents on the web. In 12th *International WWW Conference*, Budapest, Hungary.
- Yang C. C., W. F. L. (2003c). Fractal summarization: Summarization based on fractal theory. In *SIGIR 2003*, Toronto, Canada.
- Yang C. C., W. F. L. (2004). A relevance feedback model for fractal summarization. *Lecture Notes in Computer Science*, 3334:368–377.