

# Hybrid Model of Emotions Inference

## *An Approach based on Fusion of Physical and Cognitive Informations*

Ernani Gottardo<sup>1</sup> and Andrey Ricardo Pimentel<sup>2</sup>

<sup>1</sup>*Instituto Federal de Educação, Ciência e Tecnologia do RS - IFRS, Erechim, RS, Brazil*

<sup>2</sup>*Universidade Federal do Paraná - UFPR, Curitiba, PR, Brazil*

**Keywords:** Affective Computing, Emotion Inference, Emotion and Learning, Adaptive Systems.

**Abstract:** Adapting to users' affective state is a key feature for building a new generation of more user-friendly, engaging and interactive software. In the educational context this feature is especially important considering the intrinsic relationship between emotions and learning. So, this paper presents as its main contribution the proposal of a hybrid model of learning related emotion inference. The model combines physical and cognitive elements involved in the process of generation and control of emotions. In this model, the facial expressions are used to identify students' physical emotional reactions, while events occurring in the software interface provide information for the cognitive component. Initial results obtained with the model execution demonstrate the feasibility of this proposal and also indicate some promising results. In a first experiment with eight students an overall emotion inference accuracy rate of 60% was achieved while students used a game based educational software. Furthermore, using the model's inferences it was possible to build a pattern of students' learning related affective states. This pattern should be used to guide automatic tutorial intervention or application of specific pedagogical techniques to soften negative learning states like frustration or boredom, trying to keep the student engaged on the activity.

## 1 INTRODUCTION

The use of computational environments as supporting tool in educational process is common nowadays. However, questions about the effectiveness and possible contributions of these environments to improve the learning process are frequent (Khan et al., 2010). One of the main criticism related to educational software refers to the lack of features to customize or adapt the software according to individual needs of the learner (Alexander, 2008). Environments such as Intelligent Tutoring Systems (ITS) are examples of software that implement adaptive features based on learners' individual needs. Nevertheless, one of the main gap presented by most of ITS available today is the absence of features to adapt to the emotional states of the students or users (Baker et al., 2010; Khan et al., 2010).

These limitations are important considering that emotions play an important role in learning. According to (Picard, 1997), research on neuroscience shows that cognitive and affective functions are intrinsically integrated into the human brain. Furthermore, (Calvo and D'Mello,

2010) observe that automatically recognizing and responding to users' affective states during interaction with a computer can improve the quality of the interaction, making the interface more user-friendly or empathic.

Previous works have shown also that usability improvements obtained by computing environments that are able to infer and adapt to affective students' reactions (Becker-Asano and Wachsmuth, 2010). As an example, some environments try to detect when a student is frustrated and encourage him to continue studying (Baker et al., 2006). Another example is the use of so-called 'virtual animated pedagogical agents' (Jaques et al., 2003) capable of interact and demonstrate affectivity based on the learners' emotions.

In order to provide any kind of adaptation to users' emotions it's first necessary that emotions are properly recognized by the computational environment. However, automatically inferring users' emotions by computers is a hard task and still presents several barriers and challenges to overcome (Grafsgaard et al., 2013; Baker et al., 2012).

The challenges range from conceptual definitions

related to emotions, to mapping of signals and computationally treatable patterns into emotions (Picard, 1997). In order to overcome these challenges, researchers have used a wide range of techniques and methods from a relatively new research area, known as Affective Computing.

In this context, this paper presents a proposal of a Hybrid Model for Emotions Inference - ModHEmo (in its Portuguese acronym) in a computational learning environment. The model presents as its main characteristic the fusion of physical and cognitive informations.

In this way, we intend to improve the emotion inference process in a learning environment by investigating how different kind of data can be combined or complemented each other. Also, we try to fill the gap of correlated studies that use a set of sensors, but only include devices designed to capture physiological signals. Thus, even using a set of sensors, only aspects of physical reactions are considered, completely ignoring the context in which the emotional reactions has occurred.

## 2 CONCEPTUAL BASES AND CORRELATED WORKS

In this work we used concepts from the research area named 'Affective Computing' by (Picard, 1997). Affective Computing is a multidisciplinary field that uses definitions related to emotions coming from the areas like psychology and neuroscience, as well as computer techniques such as artificial intelligence and machine learning (Picard, 1997).

This work relates with one of the areas of affective computing that deals with the challenge of recognizing humans' emotions by computers. In this sense, (Scherer, 2005) observes that there is no single or definitive method for measuring a person's subjective experience during an emotional episode. However, people voluntarily or involuntarily reveal some patterns of expressions or behaviors. Based on these patterns, people or systems can apply techniques to infer or estimate the emotional state, always considering a certain level of error and uncertainty.

The construction of the ModHEmo was tightly based on some assumptions presented in (Picard, 1997). This author advocates that an effective process of emotions inference should take into account three steps or procedures that are common when a person tries to recognize someone else's emotions. These three steps are: i) identify low-level signals that carry information (facial expressions, voice, gestures,

etc.), ii) detect signal patterns that can be combined to provide more reliable recognition (e.g., speech pattern, movements) and iii) search for environmental information that underlies high level or cognitive reasoning, relating what kind of behavior is common in similar situations.

Considering the three steps or procedures described above and the correlated works consulted we observed that several studies have been based only on the steps i or i and ii. Much of this research makes the inference of emotions based on physiological response patterns that could be correlated with emotions. Physiological reactions are captured using sensors or devices that measure specific physical signals, such as the facial expressions (used in this work). Among these devices, it may be mentioned: sensors that measure body movements, (Grafsgaard et al., 2013), heartbeat (Grafsgaard et al., 2013; Picard, 1997), gesture and facial expressions (Alexander, 2008; Sarrafzadeh et al., 2008; Grafsgaard et al., 2013; D'Mello and Graesser, 2012), skin conductivity and temperature (Picard, 1997).

On the other hand, some research like (Conati, 2011; Jaques et al., 2003; Paquette et al., 2016) use a cognitive approach, heavily relying on step iii, described above. These researches emphasize the importance of considering the cognitive or contextual aspects involved in the process of generation and control of humans' emotions. In this line, it is assumed that the emotions are activated based on individual perceptions of positive or negative aspects of an event or object

As can be seen below in section 4, the hybrid model proposed in this work stands out by simultaneously integrating physical and cognitive elements, which are naturally integrated by humans when inferring someone else's emotions

## 3 LEARNING RELATED EMOTION

Application of affective computing techniques in computational learning environments requires the observation of educational domain specific aspects. So, the set of emotions to be taken into account must be carefully evaluated and defined considering the singularities of educational activities (Baker et al., 2010).

However, does not exist yet a complete understanding of which emotions are the most important in the educational context and how they influence learning (Picard et al., 2004; Pour et al.,

2010). Even so, affective states such as confusion, annoyance, frustration, curiosity, interest, surprise, and joy have emerged in the scientific community as highly relevant because their direct impact in learning experiences (Pour et al., 2010).

In this context, choosing the set of emotions to be included in this work was carried out seeking to reflect relevant situations for learning. Thus, the ‘circumplex model’ of (Russel, 1980) and the ‘spiral learning model’ of (Kort et al., 2001) were used as reference. These theories have been consolidated and frequently referenced in related works such as (Posner et al., 2005; Baker et al., 2010; Pour et al., 2010; Conati, 2011).

Figure 1 shows the approach used in this work to arrange the emotions related to learning. In this proposal the dimensions ‘Valence’ (positive or negative) and ‘Activation’ or intensity (agitated or calm) are used for representing emotions in quadrants named as: Q1, Q2, Q3 and Q4. It was also assigned a representative name (see Figure 1) for each of the quadrants considering learning related states. To represent the neutral state its was create a category named QN, denoting situations in which both valence and activation dimensions are zeroed. These quadrants plus the neutral stated played the role of classes in the classification processes performed by the ModHEmo that will be described in the next section.

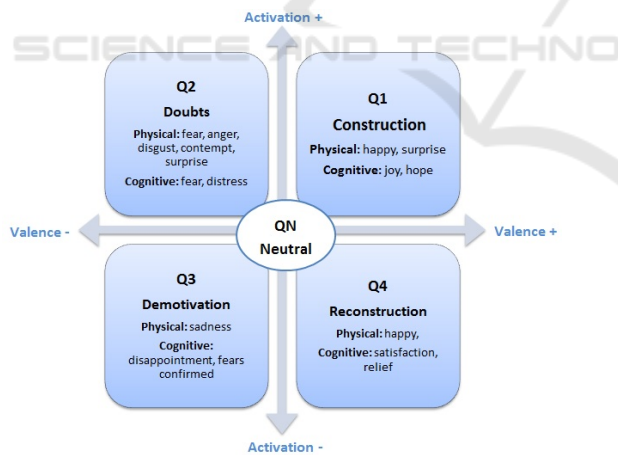


Figure 1: Quadrants and Learning Related Emotions.

Figure 1 also included the main emotions contained in each quadrant, divided into two groups: i) physical and ii) cognitive. These groups represent the two distinct type of data sources considered in ModHEmo. Each emotion was allocated in the quadrants considering its values of the valence and activation dimensions. The values for these two dimensions for each emotion were obtained in the work of (Gebhard, 2005) for the cognitive emotions

and in (Posner et al., 2005) for the physical emotions.

The emotions in the physical group are the eight basic or primary emotions described in the classic model of (Ekman, 1992) which are: anger, disgust, fear, happy, sadness, surprise, contempt and neutral. This set of emotions are inferred through the students’ facial expressions observed during the use of an educational software.

The cognitive emotions are based on the cognitive model of Ortony, Clore e Collins - OCC (Ortony et al., 1990). The OCC model is based on the cognitivist theory, explaining the origins of emotions and grouping them according to the cognitive process that generates them. The OCC model consists of 22 emotions. However, based on the scope of this work, eight emotions were considered relevant: joy, distress, disappointment, relief, hope, fear, satisfaction and fears confirmed. These set of emotions were chosen because, according to the OCC model, its include all the emotions that are triggered as a reaction to events. In the context of this work, the events occurring in the computational environment (e.g., error or hits in question answer) was considered for inference of the eight cognitive emotions.

It is important to note in Figure 1 that the physical emotions ‘happy’ and ‘surprise’ appear repeated in two quadrants. In the case of ‘happy’, due to the high variance in the activation dimension (see (Posner et al., 2005)), it appears in the Q1 and Q4 quadrants. To deal with this ambiguity, in the implementation of the hybrid model described below, its observed the intensity of the happy emotion inferred: if happy has a score greater than 0.5 it was classified in the Q1 quadrant and, otherwise, in the Q4 quadrant. For ‘surprise’ emotion, which may have positive or negative valence, the solution used in the implementation of the model was to check the type of event occurring in the computational environment: if the valence of the event is positive (e.g. correct answer) ‘surprise’ was classified in the quadrant Q1 and, otherwise, in the Q2 quadrant.

In addition, the OCC model does not include the neutral state. This affective state was included in the cognitive component of ModHEmo, taking into account the situations in which the scores of all the eight emotions of the cognitive component are equal to zero.

## 4 THE HYBRID MODEL OF EMOTION INFERENCE

To implement the inference of the emotions delimited in the previous section, a hybrid inference model

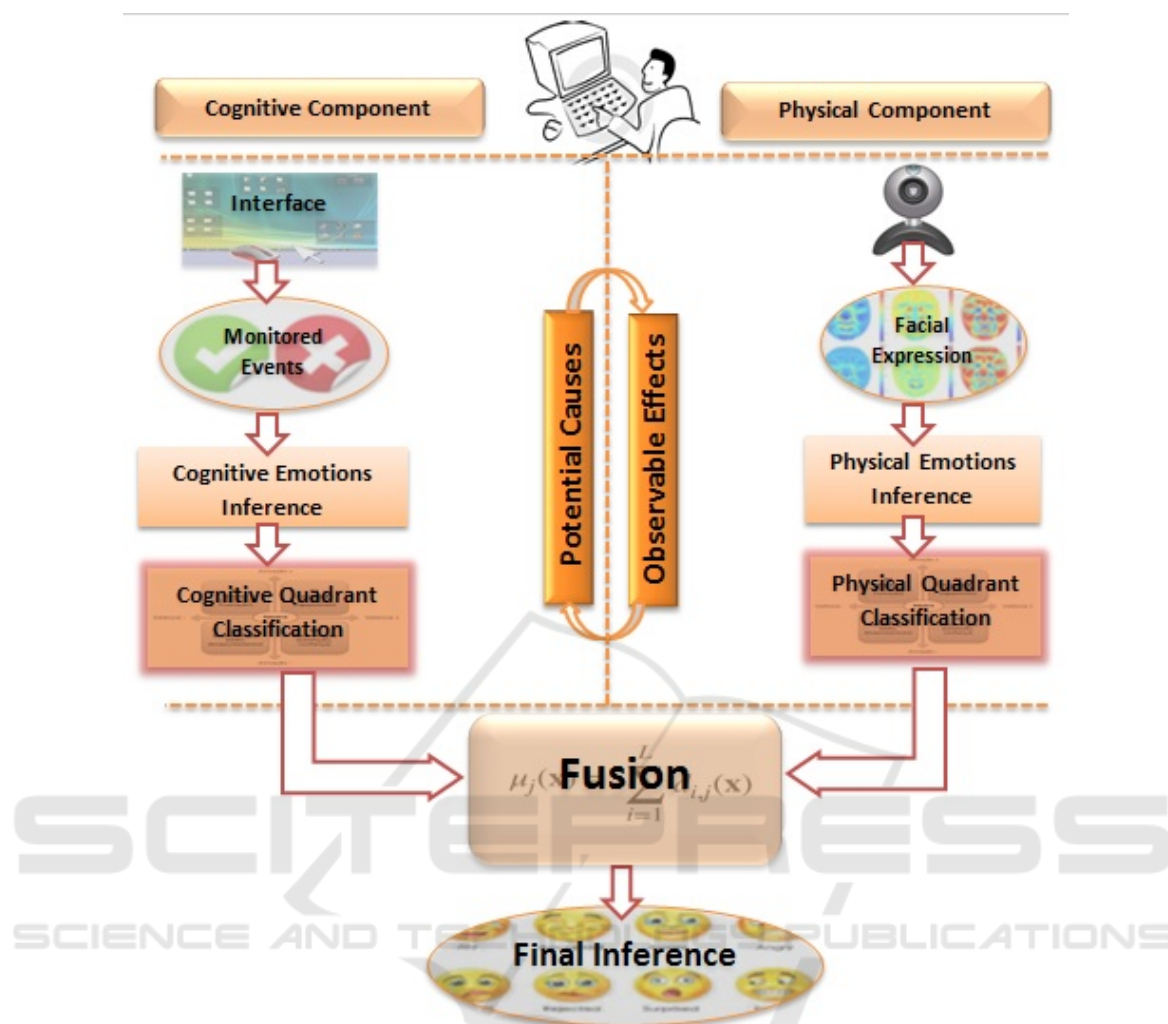


Figure 2: Hybrid Model of Learning Related Emotions Inference.

of emotions -ModHEmo was defined. Figure 2 schematically shows the proposed model. The main feature of ModHEmo is the initial division of the inference process into two fundamentals components: physical and cognitive. Figure 2 also shows the modules of each component and the fusion of the components to obtain the final result.

The physical component of the model is responsible to deal with learners’ facial expression, that is the physical observable effect monitored. Facial expression was chosen because there is a strong relationship between facial features and affective states (Ekman, 1992) and does not require expensive or highly intrusive devices for their implementation. The initial classification of the physical component in ModHEmo was performed using the *EmotionAPI*<sup>1</sup>.

<sup>1</sup><https://azure.microsoft.com/pt-br/services/cognitive-services/emotion/> developed by the University of Oxford

The main function of the cognitive component is the handling of behavioral data (e.g. correct or wrong answers) that may indicate the context and the potential generation causes of affective states. The implementation of the cognitive component was accomplished through the customization of the ALMA (A Layered Model of Affect) model (Gebhard, 2005), which is based on the OCC theory.

Initially, both the cognitive and the physical components perform the inference process and the results are normalized in [0,1] interval for each of the eight emotions of both components (see Section 3). Based on these initial inferences, a classification process is performed to relates the emotions to the quadrants and the neutral state depicted in Figure 1. At the end of this step, a normalized score in the interval [0,1] is obtained for each quadrants and also

and Microsoft

for the neutral stated in the two components.

The *Softmax* function (Kuncheva, 2004) showed in Equation 1 was the method used to normalize in interval  $[0,1]$  the ModHEmo's cognitive and physical score results. In this equation,  $g_1(x), \dots, g_c(x)$  are the values returned for the eight emotion for each ModHEmo's components. Then, in Equation 1 new scores values are calculated by  $g'_1(x), \dots, g'_c(x), g'_j(x) \in [0, 1], \sum_{j=1}^C g'_j(x) = 1$ .

$$g'_j(x) = \frac{\exp\{g_j(x)\}}{\sum_{k=1}^C \exp\{g_k(x)\}} \quad (1)$$

For the fusion of the classifiers it is assumed that some combination technique is applied. Thus, if we denote the scores assigned to class  $i$  by the classifier  $j$  as  $s_i^j$ , then a typical combining rule is a  $f$  function whose combined final result for class  $i$  is  $S_i = f(\{s_i^j\}_{j=1, \dots, M})$ .

The final result is expressed as  $\operatorname{argmax}_i\{S_i, \dots, S_n\}$  (Tulyakov et al., 2008). In the context of this work,  $j$  plays the role of the physical and cognitive components while  $i$  is represented by the five classes depicted in Figure 1.

In a first ModHEmo's implementation the function  $f$  chosen was *sum*. This function was used because it is a less noise-sensitive technique and, despite its simplicity, its results are similar to more complex methods (Kuncheva, 2004; Tulyakov et al., 2008).

In the next section, a ModHEmo's running example depict the process described above.

## 5 EXPERIMENT AND RESULTS

In order to show the feasibility and check the results of the model, an experiment was performed with a first ModHEmo's version. In this experiment we used 'Tux, of Math Command' or TuxMath<sup>2</sup>, an open source arcade game educational software. Tuxmath lets kids to practice their arithmetic skills while they defend penguins from incoming comets. The players must answer a comet's math equation to destroy it before it hits one of the igloos or penguins.

In a first experiment with the ModHEmo integrated in a customized version of TuxMath, eight students with age ranging from ten to fourteen years old played the game. The experiment was approved and follows the procedures recommended by the ethics committee in research of the public federal educational institution in which the first author is professor.

<sup>2</sup><http://tux4kids.alieth.debian.org/tuxmath/index.php>

The level of the game was chosen considering the age and math skill of the students. It's important to note that the experiment was conducted trying to make the research interfere as little as possible in the students' habitual or natural behavior when using educational software. So, the learners were informed about the research, but no restriction about natural position and movements of the students were imposed.

While students played the game, a list of events were monitored by the customized version of TuxMath. As examples of these events we can mention: correct and wrong answers, comets that damaged penguins' igloos or killed the penguins, game over, win the game, success or failure in capturing power up comets<sup>3</sup>. Additionally, in order to artificially create some situations that could generate emotions, a random bug generator procedures was developed in Tuxmath. Whenever a bug was artificially inserted, it would also become a monitored event. These bugs include, among others, situations such as: i) non-detonation of a comet even with the correct response, ii) display of comets in the middle of the screen, decreasing the time for the student to enter the correct answer until the comet hits the igloo or penguin at the bottom of the screen. The students were only informed about these random bugs after the end of the game.

These events was used as input to the cognitive component of the ModHEmo. Following the occurrence of a monitored event in TuxMath, student's face image was captured with a basic webcam and this image is used as input to the physical component of ModHEmo. With these inputs the model is then executed, resulting in the inference of the probable affective state of the student in that moment.

In order to facilitate understanding about ModHEmo's operation, will be detailed below the results of a specific student. The student id 6 (see table 1) was chosen for this detailing because he was the participant with the highest number of events in the game session. Figure 3 shows the results of the inferences made by ModHEmo with student id 6. It is important to emphasize that in the initial part of the game depicted in Figure 3 the student showed good performance, correctly answering the arithmetic operations and destroying the comets. However, in the middle part of the game, several comets destroyed the igloos and killed some penguins. But, at the end, the student recovered after capturing a power up comet and won the game.

<sup>3</sup>Special type of comet that, if its math question are correctly answered, the player gain a special weapon

The lines in Figure 3 represent the inferences of the physical and cognitive component and also the fusion of both. The horizontal axis of the graph represents the time and the vertical axis the quadrants plus the neutral state (see Figure 1). The order of the quadrants in the graph was organized so that the most positive quadrant/class Q1 (positive valence and activation) is placed on the top and the most negative Q3 (negative valence and activation) on the bottom with neutral state in the center.

Aiming to provide additional details of ModHEmo's inference process, two tables with the scores of each quadrant (plus neutral state) in the physical and cognitive components were added to the Figure 3 chart. These table show the values at the instant 10/05/2017 13:49:13 when a comet destroyed an igloo. It can be observed in the tables that in the cognitive component the quadrant with the highest score (0.74) was Q3 (demotivation) reflecting the bad event that has occurred (comet destroyed an igloo). In the physical component the highest score (0.98) was obtained by QN state (neutral) indicating that student remained neutral, regardless of the bad event. Considering the scores of these tables, the fusion process is then performed. For this, initially the scores of the physical and cognitive components for each quadrant and neutral state are summed and the class that obtained greater sum of scores is chosen. As can be seen in the graph, the fusion process at these instant results in neutral state (QN), which obtained the largest sum of scores (0.98).

In the game session shown in Figure 3 it can be seen that the physical component of the model has relatively low variation remaining most of the time in the neutral state. On the other hand, the line of the cognitive component shows a greater amplitude including points in all the quadrants of the model. In turn, the fusion line of the components remained for a long time in the neutral state, indicating a tendency of this student in not to react negatively to the bad events of the game. However, in a few moments the fusion line presented some variations accompanying the cognitive component. Important to emphasize that this behavior was not generalized for all the students in the experiment.

After finishing the session in the game, students were presented with a tool developed to label the data collected during the experiment. This tool allows students to review the game session through a video that synchronously shows the student's face along with the game screen. The video is automatically paused by the labeling tool at the specific time that a monitored event has happened. At this moment an image with five representative emoticons (one for

each quadrant and one for neutral state) is shown and asked the student to choose the emoticon that best represents their feeling at that moment. After the student's response, the process continues.

The Figure 4 shows a screen of the tool developed to the labeling process described above. It is highlighted in this figure four main parts: I) the upper part shows the student's face at timestamp 2017-10-02 12:36:42.450. II) at the bottom it is observed the screen of the game synchronized with the upper part, III) emoticons and main emotions representative of each of the quadrants plus the neutral state and IV) description of the event occurred in that specific timestamp (Bug - comet displayed in the middle of screen).

Using the data collected with the labeling process describe above, it was possible to check the accuracy of the inferences made by ModHEmo. For the student id 6 used in Figure 3, the accuracy of ModHEmo inferences achieved 69%, ie, inferences were correct in 18 of 26 events for this students' playing session. The Figure 5 shows two lines depicting the fitness between values of labels and ModHEmo inferences using the data of student id 6.

Table 1 shows the results of the eight students participating in the experiment. This table shows the number of monitored events, the number of correct inferences of the ModHEmo (Hits) and the percentage of accuracy. The number of monitored events in Table 1 is variable due to the fact that it depends, among others, on the game difficulty and student performance in the game. For confidentiality reasons, Table 1 shows only a number as students' identification. Student 6 data was used in the examples of Figures 3 and 5 above.

Table 1: ModHEmo Prediction Accuracy.

Student	#Events	#Hits	% Accuracy
1	15	7	47
2	18	10	56
3	9	5	56
4	9	8	89
5	14	7	50
6	26	18	69
7	11	6	55
8	8	5	63
Total	110	66	60

Comparing the results shown in Table 1 with related work is a very difficult and sensitive task. This is due to the fact that a lot of aspects need to be considered for a correct comparison. Among such aspects may be mentioned: i) the types of sensors used in the experiments, ii) the experiment applied in a real environment or laboratory, iii) number of

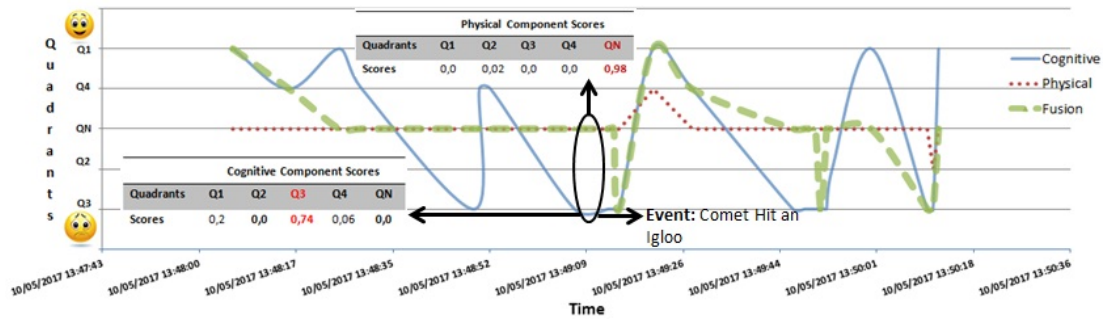


Figure 3: ModHEmo Results in One Game Session.



Figure 4: Labeling Tool Screen.

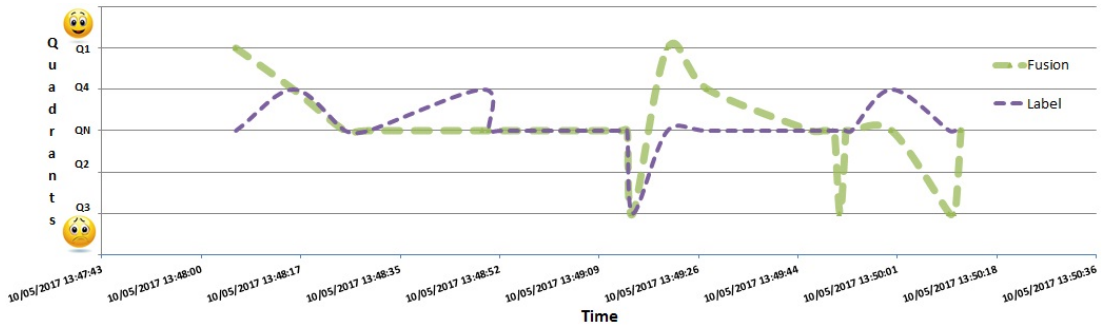


Figure 5: Comparison Between ModHEmo Inferences and Labels.

classes, iv) kinds of emotions (primary or secondary) v) type of interaction with the computing environment (text, voice, reading, etc.), vi) who does the labeling of the data (students, classmates, external observers). As an example, (Picard, 1997) notes that using voice it's possible to reach up to 91 % of accuracy for inference of sadness. However, this approach imposes severe limitations because it can only be used when interaction with educational software includes voice.

The works of (Woolf et al., 2009) and (D'Mello et al., 2007) has some similarities with the present proposal because they use an identical set of emotions and experiments are made in a real learning environment. In (Woolf et al., 2009), accuracy rates reported range between 80 % and 89 %. However, this higher accuracy is achieved by fusing a set of expensive or intrusive physical sensors, including: highly specialized camera (Kinect), chair with posture sensor, mouse with pressure sensor and skin conductivity sensor. (D'Mello et al., 2007) reports accuracy rates between 55% and 65% using text mining to predict emotion of students using an Intelligent Tutoring System.

Thus, taking into account the specific aspects of the ModHEmo's construction, type of data used and the design of the experiment carried out, it is difficult to find related works whose comparison can be direct. Even so, it is believed that the initial results presented above are promising taking into account two main aspects: i) the approach proposed in this work has the potential to incorporate a reasonable number of improvements by incorporating new sensors or tuning some parameters of the model ii) the initial accuracy rates obtained can be considered good, taking into account the complexity of the area and the use of minimal intrusive and widely available sensors.

With the results of ModHEmo's inference shown above it's possible to build a profile of individual student's learning affective states. Based on these inferences, adaptation strategies could be implemented in an educational software. The affective states represented by the quadrants could be used to identify the so-called 'vicious-cycle' (D'Mello et al., 2007) which occurs when affective states related to poor learning succeed each other repeatedly. In the context of this work this 'vicious-cycle' could be detected in case of constant permanence or alternation in the quadrants Q2 and Q3. In these cases, pedagogical strategies to motivate the student should be applied.

In addition, the affective states inferred by ModHEmo could be used to choose the most appropriate cognitive-affective tutorial intervention strategy. As described in (Woolf et al., 2009)

interventions are not appropriate if the student does not continuously show signs of frustration or annoyance (quadrants Q2 and Q3, in the case of this work). So, looking for the specific student id 6 described above, it can be pointed out that interventions would not be necessary and that, if applied, would possibly disturb the student.

## 6 CONCLUSIONS AND FUTURE WORKS

Even with the continuously developments in research and technology, today it is a consensus in the scientific community that more advances are needed until it is possible to provide access to really affect-aware software. In this context, this work presents as its main contribution the proposal of a hybrid model of emotion inference applicable in an educational software. The model is based on physical and cognitive information, seeking improvements in the emotion inference process through the integration of these two important components involved in the generation and control of human emotions.

Aware of information about individual students' affective reactions, computational learning environments could increase their effectiveness by including adaptive features to the learners' emotions. These features are relevant considering that emotions and learning have an intrinsic relation.

Another relevant contribution of this work refers to the definition of the five classes of affective learning situations using an approach based on the quadrants. These quadrants represent relevant affective situations that impact in learning. So, they could be used as reference in the implementation of adaptive features in an affect-aware educational software.

The experiment presented in this paper indicates firstly the computational feasibility of this proposal. This fact is relevant, considering that the proposal is based on the fusion of quite distinct components (cognitive and physical) and that this approach is currently little explored by the scientific community.

Even considering some limitations in the initial experiment described here, it can be pointed out that the model presents promising results combining minimal or no intrusive data source sensors. The results obtained during the experiment could be used to identify the so-called 'vicious-cycle' which occurs when continuous or repeated relapses into negative affective states (Q2 and Q3 quadrants). In this case the educational software could, for example, change its feedback strategy or try to correct detected



misconceptions.

Analyzing the results of the student id 6 presented in the previous section it can be verified that no 'vicious-cycle' could be detected nor repeated occurrences or permanence in the Q2 or Q3 quadrants. Therefore, specific actions of the educational software would not be necessary or advisable for the students used as example.

Tutorial intervention strategies also could be based on the results of ModHEmo. These intervention strategies should not be applied to students who are interested or focused on the activity, even if some mistakes occurs. Furthermore, for students with constant signs of frustration or annoyance (quadrants Q2 and Q3) educational software could try strategies such as a challenged or a game trying to alleviate the effects of these negative states .

It is important to note that the construction of this proposal was focused on the educational field, but it is supposed that this approach, with some adaptations, could be applied in other areas like games, for example.

As a continuation of this work we intend to improve the accuracy rate by tuning ModHEmo parameters and implement and test others fusion techniques. It is also intended to evaluate the results obtained when teachers or specialists (psychologists) perform the data labeling task.

Future works could be developed with the aim of expanding the information contained in the physical and cognitive components. Information like head movements or fixation of the eyes in certain components of the screen could be included in the physical component. In the cognitive component information such as interaction patterns with the interface or previous knowledge of the student could be considered.

## ACKNOWLEDGMENT

The authors thank the Instituto Federal de Educação, Ciência e Tecnologia do RS - IFRS and the Universidade Federal do Paraná - UFPR for financial support for this work.

## REFERENCES

- Alexander, S. T. V. (2008). *An affect-sensitive intelligent tutoring system with an animated pedagogical agent that adapts to student emotion like a human tutor*. PhD thesis, Massey University, Albany, New Zealand.
- Baker, R. S., Corbett, A. T., Koedinger, K. R., Evenson, S., Roll, I., Wagner, A. Z., Naim, M., Raspat, J., Baker, D. J., and Beck, J. E. (2006). Adapting to when students game an intelligent tutoring system. In *International Conference on Intelligent Tutoring Systems*, pages 392–401. Springer.
- Baker, R. S., DMello, S., Rodrigo, M., and Graesser, A. (2010). Better to be frustrated than bored: The incidence and persistence of affect during interactions with three different computer-based learning environments. *International Journal of human-computer studies*, 68(4):223–241.
- Baker, R. S., Gowda, S., Wixon, M., Kalka, J., Wagner, A., Salvi, A., Alevan, V., Kusbit, G., Ocumpaugh, J., and Rossi, L. (2012). Sensor-free automated detection of affect in a cognitive tutor for algebra. In *Educational Data Mining 2012*.
- Becker-Asano, C. and Wachsmuth, I. (2010). Affective computing with primary and secondary emotions in a virtual human. *Autonomous Agents and Multi-Agent Systems*, 20(1):32.
- Calvo, R. A. and D'Mello, S. (2010). Affect detection: An interdisciplinary review of models, methods, and their applications. *IEEE Transactions on affective computing*, 1(1):18–37.
- Conati, C. (2011). Combining cognitive appraisal and sensors for affect detection in a framework for modeling user affect. In *New perspectives on affect and learning technologies*, pages 71–84. Springer.
- D'Mello, S. and Graesser, A. (2012). Dynamics of affective states during complex learning. *Learning and Instruction*, 22(2):145–157.
- D'Mello, S., Picard, R. W., and Graesser, A. (2007). Toward an affect-sensitive autotutor. *IEEE Intelligent Systems*, 22(4).
- Ekman, P. (1992). An argument for basic emotions. *Cognition & emotion*, 6(3-4):169–200.
- Gebhard, P. (2005). Alma: a layered model of affect. In *Proceedings of the fourth international joint conference on Autonomous agents and multiagent systems*, pages 29–36. ACM.
- Grafsgaard, J. F., Wiggins, J. B., Boyer, K. E., Wiebe, E. N., and Lester, J. C. (2013). Embodied affect in tutorial dialogue: student gesture and posture. In *International Conference on Artificial Intelligence in Education*, pages 1–10. Springer.
- Jaques, P. A., Pesty, S., and Vicari, R. (2003). An animated pedagogical agent that interacts affectively with the student. *AIED 2003, shaping the future of learning through intelligent technologies*, pages 428–430.
- Khan, F. A., Graf, S., Weippl, E. R., and Tjoa, A. M. (2010). Identifying and incorporating affective states and learning styles in web-based learning management systems. *IXD&A*, 9:85–103.
- Kort, B., Reilly, R., and Picard, R. W. (2001). An affective model of interplay between emotions and learning: Reengineering educational pedagogy-building a learning companion. In *Advanced Learning Technologies, 2001. Proceedings. IEEE International Conference on*, pages 43–46. IEEE.

- Kuncheva, L. I. (2004). *Combining pattern classifiers: methods and algorithms*. John Wiley & Sons.
- Ortony, A., Clore, G. L., and Collins, A. (1990). *The cognitive structure of emotions*. Cambridge university press.
- Paquette, L., Rowe, J., Baker, R., Mott, B., Lester, J., DeFalco, J., Brawner, K., Sottolare, R., and Georgoulas, V. (2016). Sensor-free or sensor-full: A comparison of data modalities in multi-channel affect detection. *International Educational Data Mining Society*.
- Picard, R. W. (1997). *Affective computing*, volume 252. MIT press Cambridge.
- Picard, R. W., Papert, S., Bender, W., Blumberg, B., Breazeal, C., Cavallo, D., Machover, T., Resnick, M., Roy, D., and Strohecker, C. (2004). Affective learninga manifesto. *BT technology journal*, 22(4):253–269.
- Posner, J., Russell, J. A., and Peterson, B. S. (2005). The circumplex model of affect: An integrative approach to affective neuroscience, cognitive development, and psychopathology. *Development and psychopathology*, 17(03):715–734.
- Pour, P. A., Hussain, M. S., AlZoubi, O., DMello, S., and Calvo, R. A. (2010). The impact of system feedback on learners affective and physiological states. In *International Conference on Intelligent Tutoring Systems*, pages 264–273. Springer.
- Russel, J. A. (1980). A circumplex model of affect. *Journal of Personality and Social Psychology*, 39:1161–1178.
- Sarrafzadeh, A., Alexander, S., Dadgostar, F., Fan, C., and Bigdeli, A. (2008). how do you know that i dont understand? a look at the future of intelligent tutoring systems. *Computers in Human Behavior*, 24(4):1342–1363.
- Scherer, K. R. (2005). What are emotions? and how can they be measured? *Social science information*, 44(4):695–729.
- Tulyakov, S., Jaeger, S., Govindaraju, V., and Doermann, D. (2008). Review of classifier combination methods. In *Machine Learning in Document Analysis and Recognition*, pages 361–386. Springer.
- Woolf, B., Burleson, W., Arroyo, I., Dragon, T., Cooper, D., and Picard, R. (2009). Affect-aware tutors: recognising and responding to student affect. *International Journal of Learning Technology*, 4(3-4):129–164.