

# A Data Cube Model for Surveillance Video Indexing and Retrieval

Hansung Lee, Sohee Park and Jang-Hee Yoo

*Electronics and Telecommunications Research Institute, Daejeon, Korea*

**Keywords:** Data Cube, Surveillance Video, OLAP, Video Indexing, Video Retrieval.

**Abstract:** We propose a novel data cube model, viz., *SurvCube*, for the multi-dimensional indexing and retrieval of surveillance videos. The proposed method provides the multi-dimensional analysis of interesting objects in surveillance videos according to the chronological view, events and locations by means of data cube structure. By employing the OLAP operation on the surveillance videos, it is able to provide desirable functionalities such as 1) retrieval of objects and events at a different level of abstraction, i.e., coarse to fine grained retrieval; 2) providing the tracing of interesting object trajectories across the cameras; 3) providing the summarization of surveillance video with respect to interesting objects (and/or events) and abstract level of time and locations.

## 1 INTRODUCTION

The CCTV video surveillance system has been developed for the public and private security, and safety. The main purposes of the CCTV surveillance systems are real-time monitoring of the interesting areas and supporting criminal investigation at initial stage. The CCTV cameras at the most public areas are working and recording a huge numbers of surveillance videos for the criminal prevention and investigation. With the recent exploding of surveillance videos, it is more difficult to find meaningful information in manual way from large data collections. Therefore, the surveillance video databases have extensively studied for over past decade to provide indexing, browsing, retrieval and analysis of surveillance videos.

The conventional surveillance video database systems, which are developed as a part of the video surveillance systems, simply parse and index the surveillance videos. In addition, only one-dimensional indexing can be performed, separately on respective pieces of footage captured by a plurality of cameras, regardless of relationships between several correlated pieces of footage.

To meet aforementioned problems, the intelligent surveillance video databases have recently been developed as a significant component of the intelligent video surveillance system. Su et al. (2009) proposed the surveillance video segmentation method based on moving object detection for

surveillance video indexing and retrieval. Le et al. (2010) provided an analysis on existing research results (i.e., object and event detection) for surveillance video retrieval. Yang et al. (2009) presented the framework and a data model for CCTV surveillance videos on RDBMS which provides the function of a surveillance monitoring system, with a tagging structure for event detection. Le et al. (2009) proposed novel data model which consists of two main abstract concepts (objects and events). Zhang et al. (2009) proposed a framework for mining and retrieving events. It is based on video segmentation and object tracking. Despite of great achievements in surveillance video databases, there are few attempts for managing the surveillance videos in centralized manner.

On the other hand, there are on-going efforts to apply the data cube model, which is a framework for supporting the Online Analytical Processing (OLAP) operations on a huge volume of multi-dimensional numeric dataset, to multimedia dataset such as text documents, graphs, and news videos (Lin et al., 2008; Zhang et al., 2009; Gonzalez et al., 2006; Tian et al., 2008; Arigon et al., 2007; Lee 2008; Lee et al., 2009).

The primary objective of this paper is to provide a multimedia warehousing model for managing the surveillance videos which are acquired by CCTV cameras at different locations in centralized manner.

The central control centres of surveillance systems usually manage and maintain a number of

CCTV cameras which are installed at different places. In general, humans and vehicles are only interesting objects when analysing and retrieving surveillance videos. The surveillance videos include the specific objects and events may be captured and recorded by multiple cameras with the different locations and times. Because of its multi-dimensional nature, accordingly, we need a new database model for multi-dimensional indexing and retrieval of surveillance videos with time, location and visual constraints.

In this paper, we propose a framework for surveillance video analysis based on a new data cube structure, called the *SurvCube*, which provides the multi-dimensional indexing and retrieval of the interesting objects in the surveillance videos according to time, location and events. Since the data cube structure supporting standard OLAP operations, it provides various functions of the surveillance video databases such as 1) providing the coarse to fine grained retrieval of objects and events from surveillance videos; 2) tracking the trajectories of interesting objects; 3) summarizing the surveillance videos with respect to interesting objects (and/or events) and abstract level of time and locations.

The rest of this paper is organized as follows. In Section 2, we present a framework for surveillance video indexing and retrieval, viz., *SurvCube*, which consists of the pre-processing module, data cube model and retrieval/analysis module. The OLAP operations and example scenarios are introduced in Section 3. Finally, in Section 4, we conclude with a brief summary and suggest future research directions.

## 2 SURVCUBE: A FRAMEWORK FOR SURVEILLANCE VIDEO INDEXING AND RETRIEVAL

In this section, we present the *SurvCube*, framework for multi-dimensional indexing and retrieval of surveillance videos, which can analyse the long-term massive surveillance videos by OLAP operations at different levels of abstraction.

The proposed framework aims to retrieve objects of a particular event or a sequence of the events with time and location constraints. For example, it can be retrieved a person wearing a blue jacket and a person who abandoned luggage at street during last night. Indexing and retrieval of the surveillance video is based on the video analytics such as object detection, object tracking, object classification and semantic

event recognition. The video analytics is defined as understanding (or interpreting) events occurring in a scene monitored by multiple CCTV cameras. The surveillance videos coming from cameras at different locations will be analysed by the video analytics modules at the first to be indexed and retrieved. Figure 1 illustrates the overall architecture of *SurvCube* which consists of the pre-processing module, data cube model and retrieval/analysis module.

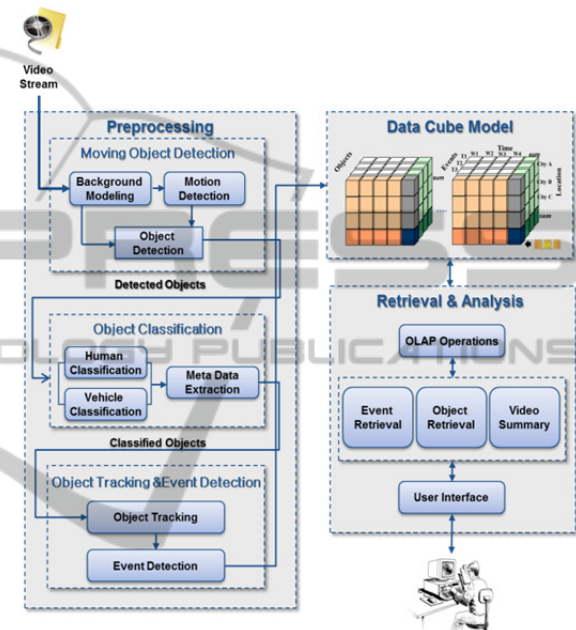


Figure 1: Overall architecture of *SurvCube*.

### 2.1 Pre-processing

The pre-processing step for constructing the data cube of surveillance videos is basically based on the video analytics. It consists of three main steps: moving object detection, object classification and object tracking/event detection.

The first step of pre-processing is the moving object detection which consists of three components: background modelling, motion detection, object detection. While the background modelling can be used for the static cameras, it cannot be used for the pan-tilt-zoom (PTZ) cameras. In case of PTZ cameras, the background modelling can be omitted. Because the CCTV cameras are generally installed outdoors, the background should be dynamically updated to avoid the effect of environment such as shadow, illumination, weather, etc.

Once moving objects are detected, each object is classified into one of human and vehicle classes or it is discarded otherwise because the interesting

objects are only human and vehicle for surveillance purpose. After classification of human and vehicle, the meta-data is extracted from human or vehicle objects. For example, the dominant colour of cloths, facial feature (if a face is detected) are extracted from human objects and a sort of vehicle (sedan, bus, truck etc.), the dominant colour of vehicle, the register number (if plate number is detected) are extracted from vehicle objects. The CCTV cameras have one of field of views: wide field of view (WFOV) and near field of view (NFOV). In NFOV, the face and plate number can be detected and recognised. In general, we fail to detect face and plate number in WFOV. The example of WFOV and NFOV is shown in Figure 2.



Figure 2: Example of WFOV and NFOV.

The last step of pre-processing is the object tracking and event detection. The classified objects are tracked automatically and the pre-defined events are detected using trajectories of objects and inter-relations between objects. Under some circumstance, the size of object become larger or smaller very quickly as the object is moving. It is difficult to track the moving object with changing of object size. The tracking algorithm should be robust to occlusion, illumination and changes of object size.

Once pre-processing steps are finished, the multi-dimensional data cube is constructed using the information of detected events, detected objects with meta-data, time stamp and locations of each video clip recorded.

## 2.2 Multi-dimensional Data Cube Model

The multi-dimensional data model is a core component of data warehouse and OLAP tools and it

views data in the form of a data cube. A data cube model allows data to be modelled and viewed in multiple dimensions and defined by fact and dimensions (Han et al., 2007). In general, dimensions are the point of view or entities, which a user is interested in and wants to analyse. Each dimension is defined as a dimension table with attributes that describe dimension. The fact table consists of the measurements (called facts) which are subjects to be analysed and keys to the associated dimension tables.

To model the *SurvCube*, we defined four dimensions: time, location, event and object. These dimensions define the relationships between several correlated pieces of footage captured by a plurality of cameras at different locations. We also used the indices of surveillance video clip unit number as measurements in a fact table. The proposed *SurvCube* consists of four dimension tables and one fact table. If a new viewpoint for analysis is required, the dimension in the data cube can be easily added. In this paper, we use a star schema for describing the multi-dimensional data cube model. This is most widely used for representing the data cube. Figure 3 shows the star schema for the *SurvCube*.

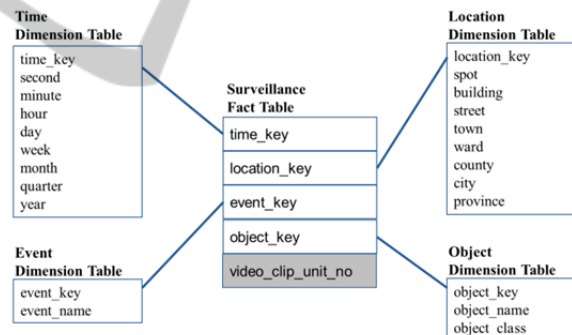


Figure 3: *SurvCube* star schema.

The object dimension table consists of the three attributes: object\_key, object\_class and object\_name. The value of the object\_class will be one of two classes: human or vehicle. The event dimension table is presented by the attributes event\_key and event\_name. An attribute event\_name has one of pre-defined events which are provided by event detector in the pre-processing step. For example, loitering, tampering, intruding, abandonment, etc. The time dimension table is describe by the 9 attributes: time\_key, second, minute, hour, day, week, month, quarter and year. The location dimension table has 9 attributes: location\_key, spot, building, street, town, ward, county, city and province.

The data cube has been designed and proposed for analysing a huge volume of numeric data in a data warehouse. Therefore, the measurements of a traditional data cube model are numerical data and the numerical functions are employed as the aggregation function. However, in the *SurvCube*, measurement is the indices of surveillance video clip unit number, `video_clip_unit_no`, which is unique sequence number with respect to the recoding order and location. The attribute `video_clip_unit_no` represents the event itself and including objects. It is also used in a meta-data table as a primary key. We define the aggregation function as a list of the events that is a set of values in `video_clip_unit_no`.

A concept hierarchy defines a sequence of mappings from a set of low-level concepts to higher-level and more general concepts (Han et al., 2007). It allows data to be handled with varying levels of abstraction. The attributes of an object dimension are organised in a total order forming a concept hierarchy as "object\_name < object\_class". Since the event dimension has only one concept, the concept hierarchy does not exist. The attributes of a time dimension are organised in a partial order, forming a lattice. The partial order for the time dimension is "second < minute < hour < day < {month < quarter; week} < year" as shown in Figure 4(a). Figure 4(b) shows the lattice of the location dimension, which is defined as "spot < building < street < {town < county; ward < city} < province".

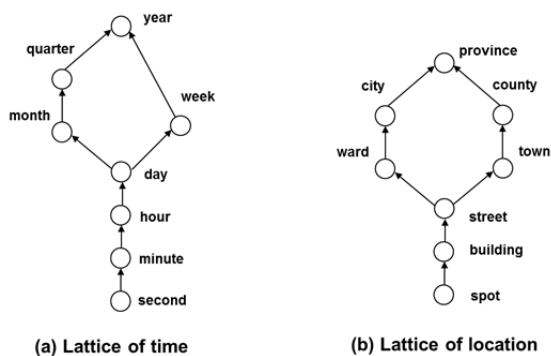


Figure 4: A concept hierarchies of *SurvCube*.

The surveillance videos are the multimedia data which contains a lot of useful information. As the results of the pre-processing step, we extract the additional information which describes the events and the objects in detail. We employ more rich data structure, meta-data table, for storing the descriptions of events and objects such as recording date/time, objects, key-frames, and location of video clip. Figure 5 shows the example scheme of meta-data tables.

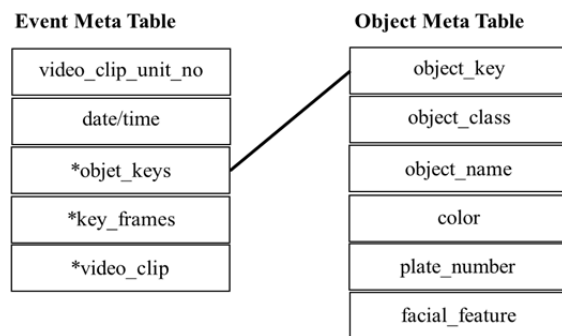


Figure 5: Example of the meta-data tables.

### 3 OLAP OPERATIONS AND EXAMPE SCENARIOS

Here, we discuss the basic OLAP operations applied to the *SurvCube* and example scenarios. In a data cube model, each dimension contains multiple levels of abstraction defined by concept hierarchies, which provides users with the functionality to view data from different perspectives. There are a number of OLAP operations for materialising these different views. It allows interactive querying and analysis of the data (Han et al., 2007). The basic OLAP operations such as roll-up, drill-down, slice and dice are used to retrieve useful information from the data cube of surveillance videos.

The roll-up operation performs aggregation on a data cube by climbing up a concept hierarchy for a dimension or by dimension reduction. The drill-down operation is the reverse of roll-up operation, which step down a concept hierarchy for a dimension or by introducing additional dimension. By applying the roll-up and drill-down operation, the user can retrieve the objects and events at a different level of abstraction. For example, the following operations retrieve the human objects in the loitering events. Figure 6 is example of a loitering event.

**Drill-down** on Object (from all to object class), event = "Loitering" AND object = "Human"

The slice operation selects one dimension of the given cube and this result in a sub-cube. A two-dimensional view can be obtained. This operation is able to trace the object trajectories across the cameras. For instance, the following operations retrieve all video clips across the camera including sedan car.



Figure 6: Example of a loitering event.

**Drill-down** on Object (from all to object name)  
AND Time (from all to day),  
**Slice** for time = “March 3, 2013”,  
object = “sedan car”



Figure 7: Example of a swoon event.

The dice operation defines a sub-cube by selecting two or more dimensions of the given data cube. This operation reduces the search space of events and objects. It can provide the summarization of surveillance video with respect to interesting objects (and/or event) and abstract level of time and locations. The example operations for retrieving swoon events on March 3, 2013 in Seoul are given below and example of a swoon event is shown in Figure 7.

**Drill-down** on Time (from all to day) AND  
Location (from all to city),  
**Dice** for Time = “March 3, 2013” AND  
Location = “Seoul”,  
event = “swoon”

## 4 CONCLUSIONS

In this paper, we proposed a novel data cube model for a framework of surveillance video analysis, viz., *SurvCube*, which is able to analyse the surveillance videos according to chronological view, objects, events and region (or location). It provides users with various facilities on the surveillance videos such as 1) retrieval of objects and events at a different level of abstraction, i.e., coarse to fine grained retrieval; 2) providing the tracing of interesting object trajectories across the cameras; 3) providing the summarization of surveillance video with respect to interesting objects and abstract level of time and locations.

For the future work, we will apply the proposed framework to the real-world applications and concern the video data mining of the surveillance videos.

## ACKNOWLEDGEMENTS

This work was supported by the IT R&D program of MOTIE/KEIT. [10039149, Development of Basic Technology of Human Identification and Retrieval at a Distance for Active Video Surveillance Service with Real-time Awareness of Safety Threats].

## REFERENCES

- Su, Y., Qian, R., Ji, Z., 2009. Surveillance Video Swquence Segmentation Based on Moving Object Detection. In Proc. Int. Workshop on Computer Science and Engineering, pp. 534-537.
- Le, T., Boucher, A., Thonnat, M., Bremond, F., 2010. Surveillance Video Retrieval: What we have already done?. In *proc. Int. Conf. on Communications and Electronics*.
- Yang, Y., Lovell, B., Dadgostar, F., 2009. Content-Based Video Retrieval (CBVR) System for CCTV Surveillance Videos. In Proc. Digital Image Computing: Techniques and Applications, pp. 183-187.
- Le, T., Thonnat, M., Boucher, A., Bremond, F., 2009. Surveillance Video Indexing and Retrieval using Object Features and Semantic Events. *Int. Journal of Pattern Recognition and Artificial Intelligence*, 23(7), pp. 1439-1476.
- Zhang, C., Chen, X., Zhou, L., Chen, W., 2009. Semantic Retrieval of Events from Indoor Surveillance Video Databases. *Pattern Recognition Letter*, 30, pp. 1067-1076.
- Lin, C., Ding, B., Han, J., Zhu, F., Zhao, B., 2008. Text Cube: Computing IR Measures for Multidimensional

Text Database Analysis. *In Proc. of Int. Conf. on Data Mining*.

Zhang, D., Zhai, C., Han, J., 2009. Topic Cube: Topic Modeling for OLAP on Multidimensional Text Databases. *In Proc. of Int. Conf. on Data Mining*.

Gonzalez, H., Han, J., Li, X., 2006. FlowCube: Constructing RFID FlowCubes for Multi-Dimensional Analysis of Commodity Flows. *In Proc. of Int. Conf. on Very Large Data Bases*, pp. 834-845.

Tian, Y., Hankins, R., Patel, J., 2008. Efficient Aggregation for Graph Summarization. *In Proc. of SIGMOD*, pp. 567-580.

Arigon, A., Miquel, M., Tchounikine, A., 2007. Multimedia Data Warehouses: a Multiversion Model and a Medical Application. *Multimed Tools Appl*, 35, pp. 91-108.

Lee, H., 2008. *A Data Cube System for the Semantic Analysis of News Video*. Ph.D. Dissertation, Korea University. Seoul, Korea.

Lee, H., Yu, J., Jung, H., Im, Y., Park, D., 2009. A New Data Cube System for the Multi-dimensional Analysis of News Videos. *In Proc. of Int. Conf. on Emerging Databases*.

Han, J., Kamber, M., 2007. *Data Mining: Concepts and Techniques*. Morgan Kaufmann Publishers. 2nd edition.

